

PROMPT
GUIDES



5 days



5-day Barcelona PromptGuide

A preplanned, step-by-step time line
and city guide for Barcelona.
Follow it and get the best of the city.



DOWNLOAD

**the latest
version of
this PDF at**

[Click here to download >](#)

(This is version 1.0)

PROMPT

GUIDES

It's like having a local friend

SAVE days of
planning with
PromptGuides

Preplanned city guides,
city tips and insights,
tested hotels and more... [Click here>](#)

DAY 1 (OF 5)

The first day explores the center of Barcelona and the port. You get a peek into the city's architectural heritage, sense the lively atmosphere of La Rambla and take a walk in the port area.

Don't have a hotel yet?

REVIEW a list of [hotels](#) that we [tested and recommend](#) to you. [Click here>](#)

LEAVE HOTEL [Tested and recommended hotels in Barcelona >](#)

Take **Metro Line 2** or **Line 5** to station Sagrada Família

9:00-10:00

Sagrada Família

Barcelona's main tourist attraction

Page 6

Walk to Hospital de la Santa Creu i de Sant Pau (15 min)

10:15-10:30

Hospital de la Santa Creu i de Sant Pau

UNESCO World Heritage site

Page 6

Take **Metro Line 5** from station **Hospital de Sant Pau** to station **Diagonal** (Direction: Cornellà) (15 min)

10:45-11:45

Casa Milà (La Pedrera)

One of Gaudí's most fascinating buildings

Page 7

Walk to Mansana de la Discòrdia (5 min)

11:50-13:10

Mansana de la Discòrdia (Casa Batlló, Casa Amatller, Casa Lleó Morera)

Fine examples of modernist architecture

Page 7

Lunch

Walk to Catalan Palace of Music

14:00-15:00

Palace of Catalan Music

UNESCO World Heritage Site

Page 8

Walk to La Rambla (15 min)

15:15-15:45

La Rambla

Favorite walking street of Barcelona

Page 8

Walk to Barcelona Cathedral (5 min)

15:50-16:05

Columbus Monument

Monument commemorating the great explorer

Page 9

Walk to Santa Eulàlia Schooner (10 min)

16:15-16:45

Santa Eulàlia Schooner

Fine example of early 20th century shipbuilding

Page 9

Walk to Submarine Ictíneo II (15 min)

17:00-17:15

Submarine Ictíneo II

The replica of the world's first submarine

Page 9

Walk to Barceloneta (15 min)

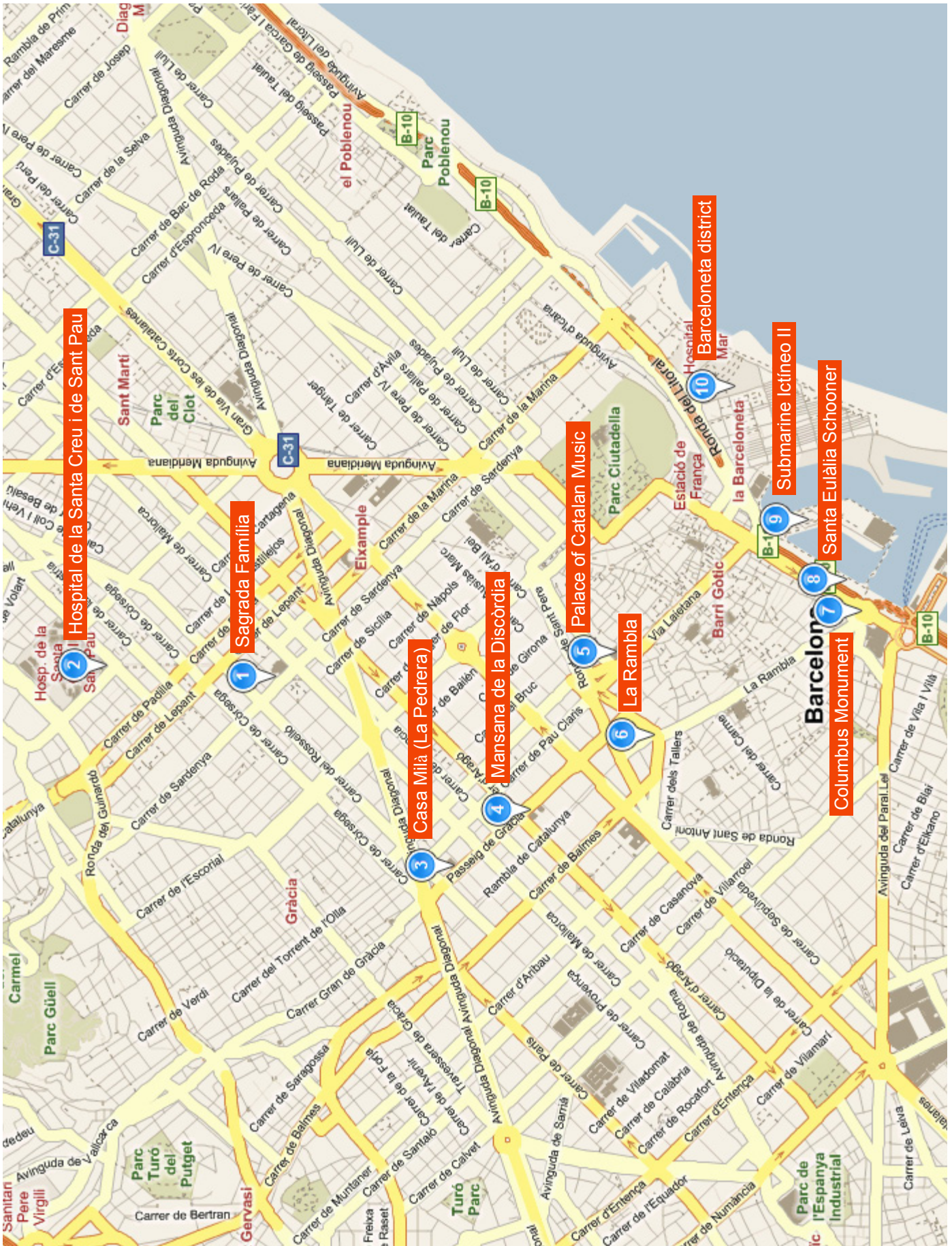
17:30-18:15

Barceloneta district

Captivating sea side neighborhood with authentic atmosphere

Page 9

END OF DAY 1



ATTRACTIONS DETAILS (DAY 1)

09:00-10:00

La Sagrada Família (Carrer Mallorca, 401)

Opening hours: Oct-Mar: 9 am-6 pm, Apr-Sep: 9 am-8 pm • **Admission:** 12€



THINGS YOU NEED TO KNOW

- The full name of the church is Expiatory Church of the Holy Family.
- The construction of the Catholic church was started in 1882 and it is still unfinished.
- It is expected to be completed some time in the first third of the 21st century.
- Considered the master-work of renowned Catalan architect Antoni Gaudí (1852–1926).
- Gaudí devoted the last 40 years of his life to this vast project: by the end he even lived on the premises.

THINGS TO DO THERE

- Start your visit at the Nativity Façade that looks on a small artificial lake.
- Walk along Carrer de Provença to get to the opposite side; the Passion Façade.
- Visit the interior construction site.

- Use the elevator to go up to one of the towers for splendid view of the city.
- Descend to the semi-basement of the Passion façade to visit the museum exhibiting the building work of the church.

TIPS & INSIGHTS

- [Buy your ticket](#) in advance to avoid the long waiting-in-line.
- In high season you should expect a very long queue at the ticket office. (Ticket collection and preferential access at the Information Point).
- Elevators' charge is not included in the entrance fee. It is, however, the only way of getting to the towers. The stairs can only be used for descending.

MORE Info and Photos >

10:15-10:30

Hospital de la Santa Creu i de Sant Pau (Carrer Sant Antoni Maria Claret, 167)

Opening hours: Oct-Jun: Tue–Sat 10 am–7 pm; Jul-Sep: Tue–Sat 10 am–8 pm; Thu 10 am – 9:30 pm; Sun and public holidays 10 am - 2:30 pm; Mon closed (except public holidays)



THINGS YOU NEED TO KNOW

- Hospital de la Santa Creu i de Sant Pau is a UNESCO World Heritage Site that used to be a fully functioning hospital until 2009.
- It was built between 1901 and 1930 by the plans of modernist architect Lluís Domènech i Montaner.
- The building is currently undergoing restoration and will be used as a museum and cultural center.

THINGS TO DO THERE

- Walk along the magnificent façade.
- Take part in a guided tour into the hospital that is available several times a day.

TIPS & INSIGHTS

- To see the interior of the building, do not forget to [book your guided tour](#) in advance.
- Restricted access due to ongoing renovation works.

MORE Info and Photos >

10:45-11:45

Casa Milà (La Pedrera) (Carrer Provença, 261)

Opening hours: Nov-Feb: 9 am-6:30 pm, Mar-Oct: 9 am-8 pm • Admission: 10€



THINGS YOU NEED TO KNOW

- Casa Milà is a unique looking modernista apartment building designed by Gaudí that resembles no other building in the world. There are no straight walls or right angles inside the premises.
- It was built for a wealthy and socially active couple (Rosario Segimon and Pere Milà) as a show of wealth and extravagance. Today many of its apartments are private homes.
- The building was ridiculed in its time and earned a nickname, La Pedrera (The Quarry). The nickname stems from its stony, fortress-like appearance.
- The building gives home to a museum dedicated to Gaudí's works (Espai Gaudí).
- It houses a furnished Modernista flat (El Pis de La Pedrera) that exemplifies a typical

bourgeois flat of late 19th-century Barcelona.

THINGS TO DO THERE

- Take a look at the building from outside.
- Visit Espai Gaudí, a museum dedicated to Gaudí's works.
- Visit the furnished modernista flat (El Pis de La Pedrera).
- Climb to the roof and enjoy the rooftop statue park.

TIPS & INSIGHTS


- You can save money by purchasing the Articket that serves as a pass to several Barcelona attractions.

MORE Info and Photos >

11:50-12:50

Casa Batlló (Passeig de Gràcia, 43)

Opening hours: Mon-Sun: 9 am-8 pm • Admission: 17€



THINGS YOU NEED TO KNOW

- Casa Batlló (1906) is an imposing modernist building in central Barcelona planned by Gaudí.
- The locals call it the House of Bones (Casa dels ossos) because of its skeletal organic look.
- The façade is decorated with colorful mosaic, running from shades of golden orange at the bottom into greenish blues at the top.
- The building has a unique arched roof that is often likened to the back of a dinosaur or dragon.
- Casa Batlló is part of a block of modernist buildings called the Apple of Discord (Illa de la Discòrdia).

THINGS TO DO THERE

- Enjoy the building's imposing appearance from the outside.
- Visit the first floor apartment.
- Climb to the roof and enjoy the abstract shaped chimneys and the roof that looks like the back of a dragon.
- Enjoy the view of the neighborhood.

TIPS & INSIGHTS

- Save time and money by [purchasing your ticket online](#).
- Informative audio guide included in the price.

MORE Info and Photos >

12:50-13:00

Casa Amatller (Passeig de Gràcia, 41)

Guided tours: Mon-Fri mornings



THINGS YOU NEED TO KNOW

- Casa Amatller is a beautiful building between Casa Batlló and Casa Lleó Morena, the three forming together the Apple of Discord (Illa de la Discòrdia).
- The building is the work of the architect Josep Puig i Cadafalch.
- It was a wealthy chocolate maker, Antoni Amatller who commissioned the building.
- The designer followed the principles of Urban Gothic palaces with a flat façade, a central courtyard and a staircase leading up to the main rooms.

THINGS TO DO THERE

- View it from outside and take photos of the building's imposing appearance.
- Enjoy the guided tour including a tasting of Amatller chocolate (advance booking is required).

TIPS & INSIGHTS

- Only guided tours are available.
- Tickets need to be booked in advance via email (amatller@amatller.org) or phone (+34 934 877 217).
- No ticket is available at location.

MORE Info and Photos >

13:00-13:10

Casa Lleó Morera (Passeig de Gràcia, 35)**Opening hours:** Closed to the public**THINGS YOU NEED TO KNOW**

- Casa Lleó Morera (1902) is a remarkable palace situated next to Casa Batlló and Casa Amatller, and is part of the Apple of Discord.
- Lluís Domènech i Montaner planned the building as a renovation project of an existing house.
- Domènech cooperated with the biggest names in the building industry to create this magnificent palace.
- The building earned its name after its decorations of lions (lleó) and mulberry trees (morera), unlike the traditions of the time buildings

taking their names after their owners.

- The building is privately owned and closed to the public.

THINGS TO DO THERE


- View from outside and take photos of the building's imposing appearance from the outside.

MORE Info and Photos >

14:00-15:00

Palace of Catalan Music (Palau de la Música Catalana)

(Carrer Palau de la Música, 4-6)

Opening hours: Daily: 10 am-3:30 pm (Aug and Easter Week 10 am-6 pm) • **Admission:** 12€**THINGS YOU NEED TO KNOW**

- Palau de la Música Catalana (1908) is a concert hall in Modernist style.
- The building is famous for its fabulous ornamentation, sculptures, and decorative elements.
- It was built for Orfeó Catalá, a choral society that played a leading role in the Catalan cultural movement called Renaixença (Catalan Rebirth).
- The building won Barcelona City Council's architect award of best building in 1909. More than half a million people listen to musical performances yearly that includes a wild variety of styles, such as symphonic music, jazz or Cançó (Catalan song). Since 1997 the building is listed among UNESCO's World Heritage sites.

THINGS TO DO THERE

- Take a walk around the amazing modernista building.
- Join the guided tour of the concert hall.
- Check the program schedule for concerts.

TIPS & INSIGHTS

- Tickets for the guided tour can be purchased in the nearby gift shop (the ticket office sells tickets for the concerts).
- Tickets can be purchased up to one week before the day of the guided tour.
- Ticket should be purchased in advance.
- Guided tour takes approximately 50 minutes.

More Info and Photos >

15:15-15:45

La Rambla**THINGS YOU NEED TO KNOW**

- La Rambla is a ¼ of a mile long (1.2 km) tree-lined pedestrian mall with an engaging and lively atmosphere.
- It connects the old gothic city center (Catalunya Square) with the harbor.
- La Rambla provides many shopping possibilities and astounding entertainments of street artists.
- Nearby Boqueria market carries Catalan and Spanish specialties.

THINGS TO DO THERE

- Walk down La Rambla and enjoy the view and the special atmosphere.
- Taste Catalan and Spanish specialties in Bo-

queria Market.

- Let yourself be entertained by the astounding performances of street artists and jongleurs.

TIPS & INSIGHTS


- Be prepared for much crowdedness, especially in prime time tourist season.
- Beware of pickpockets and Three-card Monte players.
- Enjoy a coffee, a glass of wine or a scoop of ice cream.
- Taste Catalan specialties in Boqueria Market.

MORE Info and Photos >

15:50-16:05

Columbus Monument (Monument a Colom)

Opening hours: N/A • Admission: Free



THINGS YOU NEED TO KNOW

- Columbus Monument (1888) is a monument dedicated to Columbus.
- It stands at the lower part of La Rambla where Columbus is said to have returned from America after his first trip.
- The monument is 197 ft (60 m) tall. The top part is a 24 ft (7 m) tall Columbus statue pointing with his right hand towards the New World.
- The entire construction was carried out by Catalans.

THINGS TO DO THERE

- Have a look at the statue and head to the nearby ports.

MORE Info and Photos >

16:15-16:45

Santa Elulàlia schooner (Pailebot Santa Elulàlia)

(Moll de la Fusta (Bosch and Alsina's pier) at Barcelona's Port Vell)

Opening hours: May-Oct: Tue-Fri 12 pm-7:30 pm, Sat-Sun 10 am-7 pm; Nov-Apr: Tue-Fri 12 pm-5:30 pm, Sat-Sun 10 am-5:30 pm • Admission: 2,5€



THINGS YOU NEED TO KNOW

- Pailebot Santa Elulàlia is a beautiful three-masted vessel (schooner) rocking on water in the harbor (Moll de la Fusta).
- It made its first journey in 1918.
- It used to transport textile and salt to Cuba and return with the treasures of the island such as tobacco, coffee, cereals and wood.
- The ship is on exhibition since 1997 after the Maritime Museum (Museu Marítim) bought and renewed it as an effort of preserving historical Catalan ships.

THINGS TO DO THERE

- Relax on a bench of La Rambla de Mar that offers a splendid view on the schooner and the port.
- Climb onboard to experience the beautifully renovated schooner.

TIPS & INSIGHTS

- The ticket to the Maritime Museum gives access to the schooner.
- Free entrance on Sundays after 3pm.

MORE Info and Photos >

17:00-17:15

Submarine Ictíneo II (Moll d'Espanya del Port Vell)



THINGS YOU NEED TO KNOW

- Submarine Ictíneo II (1889) is a replica of the world's first submarine.
- It has a fish-shape and is made of wood.
- Two steam engines used to power the vessel that was able to make a number of successful underwater journeys.
- The original purpose of the submarine was to collect corals.
- Its inventor, Narcís Monturiol, unsuccessfully

tried to sell its invention to the army, as it failed to recognize the importance of the innovation.


THINGS TO DO THERE

- Have a look at the replica of the world's first submarine.

MORE Info and Photos >

17:30-18:15

Barceloneta district



THINGS YOU NEED TO KNOW

- Barceloneta is a traditional and authentic seaside neighborhood with narrow streets, small squares and ancient bars.
- The neighborhood is populated traditionally by fishermen (pescadors) and sailors (mariners) and shockingly contrasts to the modern Barcelona (such as nearby Port Olímpic).
- A tour of the area provides a glimpse into the way Barcelona was like 150 years ago. Older people still sit out on the streets to gossip and to let the world go by.

- Local restaurants serve fresh seafood right from boats.

THINGS TO DO THERE

- Wonder around the streets and enjoy the unique atmosphere of the place.
- Try fresh seafood such as shellfish (marsics) in one of Passeig Joan de Borbó's authentic restaurants on the western edge of Barceloneta.

MORE Info and Photos >



Be prepared for your trip

Read **Tips & Insights**
about Barcelona [Click here>](#)



**Did you take care
of all these?**

Review your
Barcelona Travel Checklist

[Click here>](#)

DAY 2 (OF 5)

After enjoying the open air you will visit Barcelona's main church, enjoy the works of Picasso and finish the day with naval history and contemporary art.

Don't have a hotel yet?

REVIEW a list of [hotels](#) that we [tested and recommend](#) to you. [Click here>](#)

LEAVE HOTEL [Tested and recommended hotels in Barcelona >](#)

Take **Metro Line 1** to station **Arc de Triomf**

9:00-10:00

Ciutadella Park

Walk to Barcelona Zoo (5 min)

Barcelona's first and largest public park

Page 14

10:05-12:05

Barcelona Zoo

Walk to Picasso Museum (10 min)

Zoo exhibiting 4000 animals

Page 14

12:15-13:15

Picasso Museum

Lunch

Walk to Barcelona Cathedral

One of the most extensive Picasso collections

Page 14

14:30-15:15

Barcelona Cathedral

Walk to Contemporary Art Museum (15 min)

Magnificent cathedral that dates back to 1298

Page 15

15:30-16:15

Contemporary Art Museum

Walk to University of Barcelona (10 min)

Breathtaking collection of post 1945 Catalan and Spanish art

Page 15

16:25-16:40

University of Barcelona

Take **Metro Line 3** from station **Catalunya** to station **Drassanes** (Direction: Zona Universitaria) (20 min)

Imposing building with shady interior gardens for hot summer days

Page 15

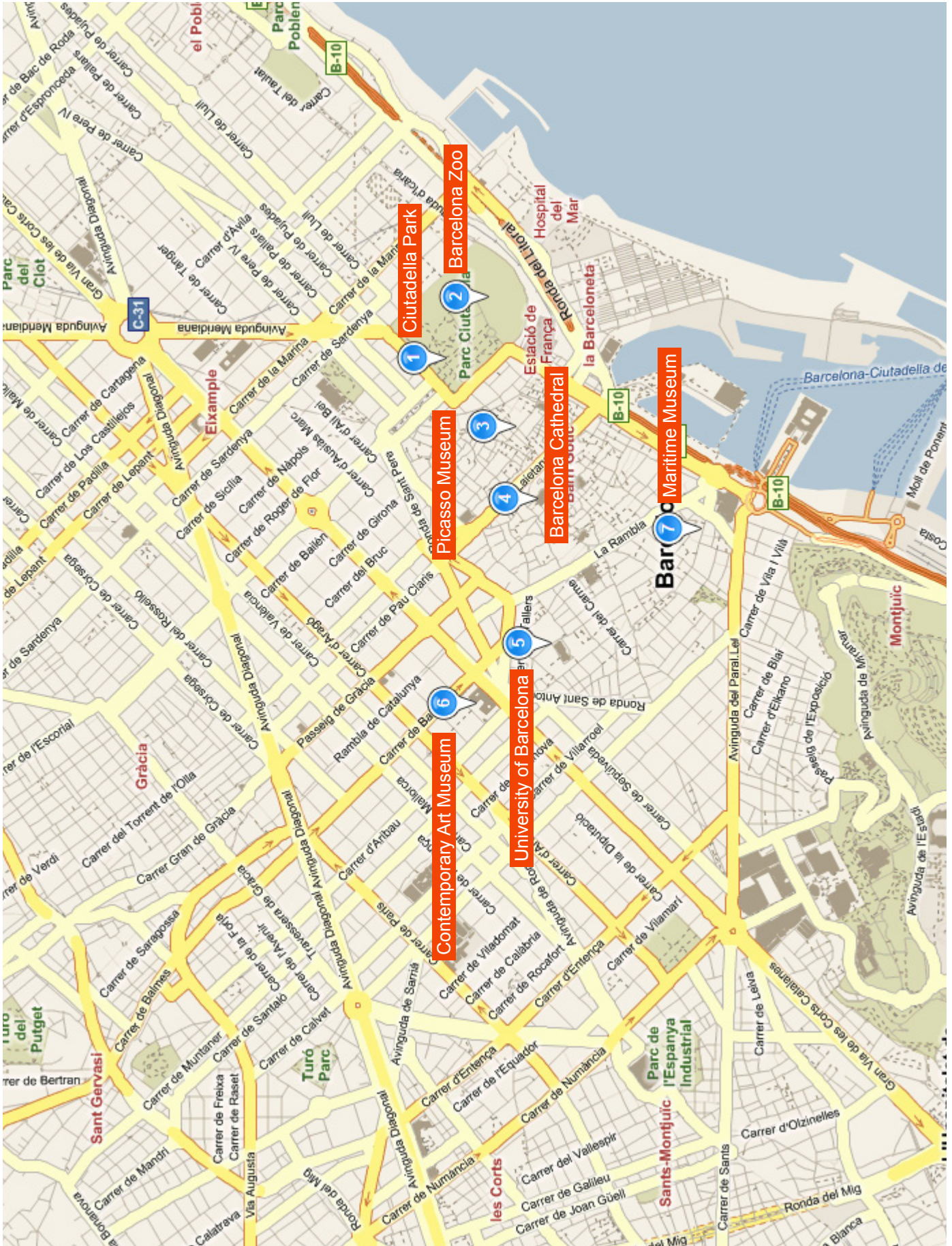
17:00-18:00

Maritime Museum

Extensive model ship collection

Page 16

END OF DAY 2




ATTRACTIONS DETAILS (DAY 2)

9:00-10:00

Ciutadella Park (Parc de la Ciutadella) (Passeig Picasso, 1)

Opening hours: 10-dark



THINGS YOU NEED TO KNOW

- Parc de la Ciutadella (1860) is Barcelona's largest park (70 acres) that provides a green hide-away from the city.
- It was the city's first park that was created for the public.
- The name of the park comes from the fact that it was built on the site of a military fortress (ciutadella).
- The park gives home to the city's zoo, the Parliament of Catalonia, a romantic lake, two museums and a flamboyant Cascade Fountain by Gaudí.
- The 1888 Universal Exhibition was held here.

THINGS TO DO THERE


- Enter the park through the Arc de Triomf that was the entrance to the 1888 Universal Exhibition.
- Enjoy the view of the modernista building occupied by the Zoology Museum.
- Visit the massive Cascada fountain, an early work of Gaudí.
- Relax by taking a row boat trip on the lake.

[MORE Info and Photos >](#)

10:05-12:05

Barcelona Zoo (Parc Zoològic) (Parc de la Ciutadella s/n)

Opening hours: Oct 31-Mar 27: 10 am-5:00 pm, Mar 28-May 15: 10 am-6 pm, May 16-Sep 15: 10 am-7 pm, Sep 16-Oct 30: 10 am-6 pm • Admission: 16€



THINGS YOU NEED TO KNOW

- Established in 1892.
- The zoo has an enormous adventure playground where children can run wild.
- There are also dolphin and whale shows in one of the aquariums.
- Many of the enclosures are bar less, and the animals are kept in place via a moat.

- Until recently, the main attraction was Copito de Nieve (Snowflake), the only albino gorilla in captivity in the world.

THINGS TO DO THERE

- Visit the Zoo exhibiting 4000 animals.

[MORE Info and Photos >](#)

12:15-13:15

Picasso Museum (Museu Picasso) (Carrer de Montcada, 15-23)

Opening hours: Tue-Sun: 10 am-8 pm • Admission: 9€



THINGS YOU NEED TO KNOW

- Picasso Museum is one of the most extensive collections of the master; showcasing more than 3500 pieces of his artwork.
- The museum was opened in 1963.
- The idea of the museum came from Picasso's lifelong friend Jaume Sabartés whose donation of 574 works made up a large proportion of the original exhibition.
- The current collection includes two of Picasso's first major works: The First Communion (1896), and Science and Charity (1897).

THINGS TO DO THERE

- Visit the museum that offers one of the most extensive collections of the great painter.

TIPS & INSIGHTS


- Save money by purchasing the Articket that grants you admission to 7 Barcelona museums.
- Free after 3 pm on Sundays.
- Free admission on first Sunday of each month.

[MORE Info and Photos >](#)

14:30-15:15

Barcelona Cathedral (La Catedral de la Santa Creu i Santa Eulàlia) (Pla Seu, 3)

Opening hours: Mon-Sat 1 pm-5 pm, Sun and holidays 2 pm-5pm • **Admission:** 5€



THINGS YOU NEED TO KNOW

- Barcelona Cathedral is a magnificent cathedral that dates back to 1298.
- The Cathedral of Santa Eulàlia (in Catalan, La Seu) is dedicated to the saint Santa Eulàlia of Barcelona who suffered martyrdom in the Roman times.
- It exhibits a number of architectural styles from its Gothic cloister through Baroque chapels to a 19th-century façade.
- The cathedral serves as the spiritual hub of Barcelona's gothic district (Barri Gòtic).

THINGS TO DO THERE

- Wander around the inside of the church
- Take the elevator to mount to the roof for a view of the city
- Visit the lush cloister that continues to be home to white geese
- Pop in to the small museum opening from the cloister

MORE Info and Photos >

15:30-16:15

Contemporary Art Museum (Museu d'Art Contemporani)

(Plaça dels Angels, 1)

Opening hours: Sep 25-Jun 23: Mon, Wed-Fri 11 am-7:30 pm; Sat 10 am-8 pm; Sun, holidays 10 am-3pm
Jun 24-Sep 24: Mon, Wed 11 am-8 pm, Thu, Fri 11 am-24 pm, Sat 10 am-8 pm Sun, holidays 10 am-3 pm
Tue closed (except holidays) • **Admission:** 7,5€



THINGS YOU NEED TO KNOW

- Museu d'Art Contemporani de Barcelona is Barcelona's contemporary art museum.
- It opened on 28 November 1995.
- The museum focuses mainly on post 1945 Catalan and Spanish art.
- Three major eras are distinguished: (1) 40s and 50s, (2) 60s-70s, and (3) contemporary art.
- The surrounding square is one of the most famous places for modern skateboarding.

THINGS TO DO THERE

- Enjoy the excellent contemporary art collection.
- Do not forget to check out the temporary exhibitions.

TIPS & INSIGHTS

- Save money by buying the Articket that serves as a pass to several Barcelona attractions.

MORE Info and Photos >

16:25-16:40

University of Barcelona (Universitat de Barcelona)

(Pl de la Universitat)

Opening hours: N/A • **Admission:** Free



THINGS YOU NEED TO KNOW

- University of Barcelona's graceful buildings were constructed between 1861 – 1889.
- Until 1958, it was the only university in the city. Now it is one of six.

THINGS TO DO THERE

- Take a walk along the main façade.
- Enjoy its cool and shady interior gardens on hot afternoons.

MORE Info and Photos >

Don't have a hotel yet?

REVIEW a list of **hotels** that we **tested and recommend** to you. [Click here>](#)

17:00-18:00

Maritime Museum (Museu Marítim) (Avinguda de les Drassanes s/n)

Opening hours: 10 am-8 pm • Admission: 2,5€

**THINGS YOU NEED TO KNOW**

- Museu Marítim is a museum dedicated to Barcelona's formidable seafaring history.
- It is housed in the cavernous 13th-century Royal Shipyards (Drassanes Reials).
- The collection of model ships, maps and navigation instruments spans from the Middle Ages to the 19th century.
- On exhibition is a full-scale replica of the Real, the flagship galley of Don Juan of Austria, who led the Christians to victory against the Turks during the Battle of Lepanto in 1571.

THINGS TO DO THERE

- Visit the museum that retraces Catalonia's shipping history.
- Do not forget to check the temporary exhibitions and other fun activities.

TIPS & INSIGHTS

- The ticket to the Maritime Museum gives access to Santa Eulàlia schooner.
- Free entrance on Sundays after 3 pm.

MORE Info and Photos >**Don't have a hotel yet?**REVIEW a list of **hotels** that we **tested and recommend** to you. [Click here>](#)



**Never travel
without an
insurance!**

Get your **Quote** now! [Click here>](#)

DAY 3 (OF 5)

The third day concentrates on the western part of Barcelona. Visit the venue of the 1992 Summer Olympics and meet the most thought-provoking painter of the 20th century.

Don't have a hotel yet?

REVIEW a list of [hotels](#) that we [tested and recommend](#) to you. [Click here>](#)

LEAVE HOTEL [Tested and recommended hotels in Barcelona >](#)

Take Metro **Line 1** or **Line 3** to **Espanya**. Take **Bus 50** from **Espanya** to **Av.Marques de Comillas Dalia** (Direction: Parc de Monjuïc)

9:00-10:00

Spanish Village

Open-air architectural museum

[Page 20](#)

Take **Bus 50** from **Av.Marques de Comillas Dalia** to **Parc de Monjuïc** (Direction: Parc de Monjuïc)
Walk to Montjuïc Castle or take the **cable car** (30 min)

10:30-11:30

Montjuïc Castle & Military Museum

Best panoramic view of the city

[Page 20](#)

Walk to Joan Miró Foundation (30 min)

12:00-13:30

Joan Miró Foundation

Miró was one of Spain's greatest modern painters

[Page 20](#)

Lunch

Walk to Olympic Stadium

14:30-15:00

Olympic Stadium

Home of the 1992 Summer Olympics

[Page 21](#)

Walk to National Art Museum of Catalonia (20 min)

15:20-16:50

National Art Museum of Catalonia

Museum of Catalan visual art

[Page 21](#)

After dawn

Magic Fountain

Spectacular sound and light fountain show

[Page 21](#)

END OF DAY 3



ATTRACTIONS DETAILS (DAY 3)

09:00-10:00

Spanish Village (Poble Espanyol) (Av. Marquès de Comillas, 13)

Opening hours: Mon: 9 am-6 pm, Tue-Thu: 9 am-2 pm, Fri: 9 am-4 pm, Sat: 9 am-5 pm, Sun: 9 am-12 pm • **Admission:** 8,5€



THINGS YOU NEED TO KNOW

- Poble Espanyol, meaning Spanish village, is an open-air architectural museum.
- It preserves and demonstrates in a single place the variety of architecture, style, and culture of Spain.
- The museum is made up of 117 full-scale buildings, streets and squares arranged in a harmonious and aesthetic way.
- The compound is located on Montjuïc hill.

THINGS TO DO THERE

- Discover the enchanted village where every single building is a copy of a real one.
- Visit the shops that feature crafts done by artists and craftsmen.

[MORE Info and Photos >](#)

10:30-11:30

Montjuïc Castle (Castell de Montjuïc) (Carretera de Montjuïc, 66)

Opening hours: Oct-Mar: Tue-Sun 9 am-7 pm; Apr-Sep: Tue-Sun 9 am-9 pm • **Admission:** Free



THINGS YOU NEED TO KNOW

- Castell de Montjuïc is a Baroque style military fort standing on Montjuïc Hill.
- Its construction begun in 1640.
- Being a prison and torture center for political prisoners, the castle used to be the symbol of terror.
- Today it houses a military museum that showcases weaponry of ancient times.
- The compound provides an excellent vista to the port below.

THINGS TO DO THERE

- Enjoy the great view of the port and the city.
- Walk around the enchanting garden that is littered with ancient cannons.
- Visit the military museum.

TIPS & INSIGHTS


- Free entrance to the castle's gardens.

[MORE Info and Photos >](#)

12:00-13:30

Joan Miró Foundation (Fundació Joan Miró) (Parc de Montjuïc s/n)

Opening hours: Oct-Jun: Tue-Sat 10 am-7 pm; Jul-Sep: Tue-Sat 10 am-8 pm; Thu 10 am - 9:30 pm; Sun and public holidays 10 am - 2:30 pm; Mon closed (except public holidays)



THINGS YOU NEED TO KNOW

- Fundació Joan Miró is a museum dedicated to Joan Miró's works.
- Joan Miró was one of the most representative Catalan painters of the 20th century.
- The majority of the 11,000 artworks on display were donated by Miró.
- The building that houses the museum was designed by one of Miró's best friends, Josep Lluís Sert.
- The some 400 artworks on exhibition show Miró's development from an innovative Surrealist painter in the 1920s to one of the world's most challenging and thought-provoking masters in the 1960s.

THINGS TO DO THERE

- Pick up the especially insightful audio guide (extra charge).
- Enjoy the great art collection of colorful paintings, sketches and sculptures.

TIPS & INSIGHTS

- Save money by buying the Articket that serves as a pass to several Barcelona attractions.
- The museum restaurant serves great food.

[MORE Info and Photos >](#)

14:30-15:00

Olympic Stadium (Estadi Olímpic) (Passeig Olímpic, 17-19)

Opening hours: Oct - Mar: 10 am-6 pm; Apr - Sep: 10 am-8 pm; Sun, holidays: 10am - 2.30pm; Mon: Closed • Admission: 4€



THINGS YOU NEED TO KNOW

- The Olympic Stadium (Estadi Olímpic) and Palau Sant Jordi were the main venues of the 1992 Barcelona Summer Olympic Games.
- Originally the stadium was built for the 1936 Workers' Olympics that was canceled due to the outbreak of the Spanish Civil War.
- The original Neo-Classical façade is still standing; however the entire stadium was rebuilt for the 1992 Barcelona Olympics.
- Today it is home to the Espanyol football club. The stadium's capacity is 55,926.

THINGS TO DO THERE

- Enter the Olympic Stadium.
- Take a walk around the immense square in front of the Olympic Stadium and Palau Sant Jordi
- Do not miss the peculiarly shaped Calatrava Tower (Torre de Calatrava).

TIPS & INSIGHTS

- Entrance to the Olympic Stadium includes entrance to the museum.

MORE Info and Photos >

15:20-16:50

National Art Museum of Catalonia (Museu Nacional d'Art de Catalunya - MNAC) (Palau Nacional. Parc de Montjuïc)

Opening hours: Tue-Sat :10 am-7 pm; Sun and holidays: 10 am-2:30 pm; Mon: closed (except holidays) • Admission: 8,5€



THINGS YOU NEED TO KNOW

- The National Art Museum of Catalonia is a museum of Catalan visual art.
- It carries a wide range of art styles from Romanesque and Gothic through Renaissance and Baroque to 19th and 20th century arts.
- It is housed in Palau Nacional, built for the 1929 World's Fair.
- The 15-min fountain show synchronized to classical music provides an unforgettable experience on summer time evenings.

- Walk around the magnificent building.
- Enjoy the view towards Plaça Espanya with the promenade and fountains.

TIPS & INSIGHTS

- Save money by purchasing the Articket that serves as a pass to several Barcelona attractions.
- Do not forget to pick up the free museum map at the ticket office.
- Free entrance on the first Sunday of each month.

MORE Info and Photos >


THINGS TO DO THERE

- See the impressive collection of the museum.

After dawn

Magic Fountain (Font Màgica) (Plaça Carles Buïgas, 1)

Music sessions: Oct - Apr: 7, 7:30, 8, 8:30 pm; May - Sep: 9:30, 10, 10:30 11 pm • Admission: Free



THINGS YOU NEED TO KNOW

- Font Màgica is a fountain in front of The National Art Museum of Catalonia (Palau Nacional).
- It was built for the 1929 International Exhibition.
- After dark countless water jets turn into a spectacular 15-min sound and light show that provides a mesmerizing experience.

THINGS TO DO THERE

- Sit back and enjoy the show.

MORE Info and Photos >

Don't have a hotel yet?

REVIEW a list of **hotels** that we **tested and recommend** to you. [Click here>](#)



Don't have a hotel yet?

Review a list of **hotels** that we **tested** and **recommend** to you

[Click here>](#)



**Help us improve
this guide!**

Tell us what you **like**, **miss**
or would **change**! [Click here >](#)

DAY 4 (OF 5)

The fourth day explores the northern part of Barcelona. This is the day of sports, amusement and fun science.

Don't have a hotel yet?

REVIEW a list of [hotels](#) that we [tested and recommend](#) to you. [Click here>](#)

LEAVE HOTEL [Tested and recommended hotels in Barcelona >](#)

Take **Metro Line 5** to **Collblanc**

10:00-11:30

FC Barcelona Museum & Camp Nou Stadium

Home of FC Barcelona, one of the most successful soccer teams

Page 26

Take **Metro Line 5** from **Collblanc** to **Verdaguer** (Direction: Horta).

Change to **Metro Line 4** at **Verdaguer**. Get off at **Joanic** (Direction: Trinitat Nova)

Take **Bus 24** from **Escorial-Sant Lluís** to **Larrard-Olot** (45 min)

12:15-13:15

Güell Park

The most fascinating urban park in the world

Page 26

Lunch

Take **Metro Line 3** from **Lesseps** to **Diagonal** (Direction: Zona Universitaria)

Change to **FGC Train Line 7**. Ride train from **Provença** to **Avinguda del Tibidabo** (Direction: Avinguda Tibidabo)

Change to **Blue Tram** (Tramvia Blau) at **Avinguda del Tibidabo**. Get off at **Plaça del Funicular**.

Change to **Funicular** at **Plaça del Funicular**. Ride funicular to **Tibidabo** (50 min)

15:05-15:25

Temple of the Sacred Heart

Breathtaking view on the city

Page 26

Walk to Tibidabo Amusement Park (5 min)

15:30-18:00

Tibidabo Amusement Park

Amusement park with modern and old-fashioned rides

Page 27

Take **Funicular** from **Tibidabo** to **Plaça del Funicular**

Walk from **Plaça del Funicular** to **Science Museum** (30 min)

18:30-20:00

CosmoCaixa Science Museum

Interactive museum where kids and adults can play with everything

Page 27

END OF DAY 4



ATTRACTIONS DETAILS (DAY 4)

10:00-11:30

FC Barcelona Museum & Camp Nou Stadium (Museu del FC Barcelona & Estadi Camp Nou) (Avinguda Aristides Maillol s/n, Nou Camp)

Opening hours: Apr 6–Oct 4: 10 am–8 pm; Oct 5–Apr 5: 10 am–6:30 pm;
Sun and public holidays: 10 am–2:30 pm; Stadium closes one hour before the Museum • **Admission:** 17€



THINGS YOU NEED TO KNOW

- Museu del FC Barcelona is Barcelona's most visited museum that is dedicated to one of the best known and most successful football clubs in the world, FC Barcelona.
- Besides showcasing countless football memorabilia, the museum's main goal is to educate visitors about FC Barcelona's history.
- Admission to the museum includes access to FC Barcelona's impressive 120,000-seater stadium that is a must-see attraction of the city.

THINGS TO DO THERE

- Experience the great history of one of the world's best soccer teams by visiting the museum.
- Enter the impressive stadium, the world's second largest soccer ground.

TIPS & INSIGHTS

- The stadium is impressive even to non soccer fans.

MORE Info and Photos >

12:15-13:15

Güell Park (Parc Güell) (Carrer d'Olot, 1-13)

Opening hours: Jan–Feb: 10 am–6 pm; Mar: 10 am–7 pm; Apr: 10 am–8 pm; May–Sep: 10 am–9 pm; Oct: 10 am–8 pm; Nov: 10 am–8 pm; Dec: 10 am–6 pm • **Admission:** Free



THINGS YOU NEED TO KNOW

- Güell Park (built: 1900-14) is an unforgettable garden that is littered with countless amazing Gaudí buildings, statues and other creations.
- The park was originally part of a commercially unsuccessful housing site, the idea of Count Eusebi Güell, whom the park was named after.
- It is most famous for its serpentine bench that is unlike anything in the world.
- The park is part of the UNESCO World Heritage Site "Works of Antoni Gaudí" since 1984.
- The park gives home to a museum dedicated to Gaudí's life.

THINGS TO DO THERE

- Try to discover all the numerous details Gaudí included in the park.
- Take a short break by relaxing on the world famous serpentine bench.
- Be sure not to miss the Calvary, the Viaducts and the mosaic covered lizard fountain.

MORE Info and Photos >

15:05-15:25

Temple of the Sacred Heart (Temple Expiatori del Sagrat Cor) (Pl Tibidabo, 5)

Opening hours: 10:30 am–7:30 pm • **Admission:** Free



THINGS YOU NEED TO KNOW

- The Temple of the Sacred Heart is a beautiful church built at the beginning of the 20th century.
- It is visible from almost everywhere in Barcelona.
- A dramatic Jesus sculpture decorates its top; its elaborately ornamented main entrance is an unforgettable experience.
- The main tower provides visitors with a breathtaking view.

THINGS TO DO THERE

- Wonder around the church's premises and enjoy it from the outside.
- Visit the interior of the church.
- Take the elevator up the main tower, or climb the steps to the outside terrace for breathtaking views.

MORE Info and Photos >

15:30-18:00

Tibidabo Amusement Park (Parc d'Atraccions del Tibidabo) (Pl. Tibidabo, 3-4)

Opening hours: Consult official website <http://www.tibidabo.es/en/horaris> • Admission: 25€



THINGS YOU NEED TO KNOW

- Parc d'Atraccions del Tibidabo is a magical amusement park that opened in 1908.
- It is located on the 1695 ft high (517 m) Tibidabo hill (hence its name).
- The most fun way to approach the park is to use the 100-year-old funicular.
- The park operates modern and many quaint, old-fashioned rides that are beautifully conserved (such as the carousel and Ferris wheel).
- The park hosts The Automations Museum (Museu dels Autòmats) displaying robots, mechanical models and a scale model of the park.

THINGS TO DO THERE

- Take the 100-year-old funicular to approach the park.
- Ride the stomach-churning modern rides.
- Enjoy the renovated, old-fashioned rides.
- Visit the Museu dels Autòmats (Automations Museum).

MORE Info and Photos >

18:30-20:00

CosmoCaixa Science Museum (CosmoCaixa Museu de la Ciència) (Carrer de Teodor Roviralta, 55)

Opening hours: Tue–Sun: 10 am–8 pm • Admission: 3€



THINGS YOU NEED TO KNOW

- Cosmo Caixa Science Museum is a museum covering the history of science from the Big Bang to the computer age.
- It is one of Europe's most modern museums.
- Three must-sees are the interactive tour of Earth's geological history, a planetarium, and an incredible recreation of the Amazonian rainforest (Flooded Forest).

THINGS TO DO THERE

- Take a tour in the museum.
- Make sure not to miss the 3 main attractions: Amazonian rain forest, geological wall and planetarium.

TIPS & INSIGHTS

- Don't be intimidated even if you are not a science buff. You will enjoy it.

MORE Info and Photos >

Don't have a hotel yet?

REVIEW a list of **hotels** that we **tested and recommend** to you. [Click here>](#)

DAY 5 (OF 5)

On this day you leave Barcelona. You visit a place with beautiful nature, breathtaking views, art, culture and spirituality. You finish your Barcelona stay by relaxing on the sandy beach.

Don't have a hotel yet?

REVIEW a list of [hotels](#) that we [tested and recommend](#) to you. [Click here>](#)

LEAVE HOTEL [Tested and recommended hotels in Barcelona >](#)

Take **train Line R5** from **Espanya** train station to **Montserrat Aeri** train station.
Change to **Cable car** to **Montserrat Monastery**

8:00-16:00

Montserrat Monastery

Take **Cable car** to **Montserrat Aeri** train station.
Change to **train Line R5** to **Espanya** train station

An unforgettable day trip outside of Barcelona with a mixture of activities (culture, art, nature)

Page 30

17:00-19:00

Barcelona Beaches

Relaxing sandy beaches

Page 30

END OF DAY 5



ATTRACTIONS DETAILS (DAY 5)

8:00-16:00

Montserrat monastery (Monestir de Montserrat)

(08199 Montserrat)

Opening hours: 10 am-5:45 pm (Montserrat museum) • Admission: 23,1€ / 38,45€



THINGS YOU NEED TO KNOW

- The Benedictine monastery dates back to 1025. Became an abbacy in the 15th century.
- Tucked into the 4,000-ft. (1,219m) ridges of Montserrat.
- Holds a shrine to the famous Black Madonna (Moreneta) icon, which according to legend was discovered in the 12th century.
- Some legends date the statue to AD 50, but research suggests it was carved in the 12th century.

THINGS TO DO THERE

- Discover the monastery: visit the Basilica with the famous Black Madonna, Escolania, one of the oldest boys' choirs in Europe and the Museu de Montserrat with paintings of Caravaggio, Degas, Monet, and El Greco.

- Take the funicular to Sant Joan or Santa Cova.
- If you have the time and the fitness, you can climb to Sant Jeroni hermitage.

TIPS & INSIGHTS

- Save money by buying The Tot Montserrat ticket (38.45 €) that includes trains, entry into the Montserrat museum, funiculars, and lunch at the Montserrat restaurant (alternatively the TransMontserrat ticket (23.1 €), is for the train and funiculars only).
- The <http://www.montserratvisita.com/> website offers an excellent virtual visit and all the latest information.

MORE Info and Photos >

17:00-19:00

Barcelona Beaches



THINGS YOU NEED TO KNOW

- Preparations for the 1992 Olympics dramatically reopened the city to the Mediterranean and cleaned up the urban beaches.
- The beaches are lined with palm trees, public sculptures, bars and restaurants, as well as paths for biking, in-line skating, and walking.

- Nova Icària is the most popular beach.

THINGS TO DO THERE

- Relax and enjoy the lovely sun.

MORE Info and Photos >

Don't have a hotel yet?

REVIEW a list of **hotels** that we **tested and recommend** to you. [Click here>](#)



Other preplanned Barcelona city guides for you!

1, 3 and 5-day Barcelona
PromptGuides [Click here>](#)

PHOTO SOURCES

Cover page

jas_gd, <http://www.flickr.com/photos/jasonn/4019316737/sizes//>

R_llagsmoen, <http://www.flickr.com/photos/vagabond1979/4518055967/sizes//>

Daniel needs a Reflex, <http://www.flickr.com/photos/danieleguerriero/3872521412/sizes//in/photostream/>

Maps

<http://www.bing.com/maps>

Attraction Details (Day 1)

Sagrada Familia: Photo by OliverN5, http://www.flickr.com/photos/mtl_shag/2608671276/sizes// •

Hospital de la Santa Creu i de Sant Pau: Photo by • Casa Milá (La Pedrera): Photo by Ferran Moreno Lanza, <http://www.flickr.com/photos/unquepassava/2527180673/in/photostream/> •

Casa Batlló: Photo by MorBCN, <http://www.flickr.com/photos/bcnbits/265375031/sizes//in/set-620757/> • Casa Amatller: Photo by ncorreia, <http://www.flickr.com/photos/ncorreia/3836445200/>

• Casa Lleó Morera: Photo by Ganymedes Costagras, <http://www.flickr.com/photos/ganymedes1985/2635318151/sizes//> •

Catalan Palace of Music: Photo by Klaus Dolle, <http://bighugelabs.com/onblack.php?id=2385473824&size=large> •

La Rambla: Photo by Ramiro Sánchez-Crespo, <http://www.flickr.com/photos/rsanchezcrespo/3019815955/sizes//> • Columbus Monument: Photo by

Xabi_Alonso_Rebound, <http://www.flickr.com/photos/everpool/3419543282/sizes//> • Santa Eulàlia Schooner: Photo by SantiMB, <http://bighugelabs.com/onblack.php?id=2259330726&bg=white&size=large> •

Submarine Ictíneo II: Photo by Crazy farmer, <http://www.flickr.com/photos/crazyfarmer/3363051278/sizes//> • Barceloneta district: Photo by EudaldCJ, <http://www.flickr.com/photos/26741430@N03/3065641442/sizes/o/>

Attraction Details (Day 2)

Ciutadella Park: Photo by Carlos Lorenzo, http://www.flickr.com/photos/carlos_lorenzo/4305124238/sizes// •

Barcelona Zoo: Photo by Motarile, <http://www.flickr.com/photos/motarile/171523913/sizes/o/> • Picasso Museum: Photo by thelastminute, <http://www.flickr.com/photos/thelastminute/4592642084/sizes//> •

Barcelona Cathedral: Photo by by Getty Images, <http://www.gettyimages.com/detail/55843810/Photodisc> •

Contemporary Art Museum: Photo by MorBCN, <http://www.flickr.com/photos/bcnbits/160303462/> • University of Barcelona: Photo by •

Maritime Museum: Photo by Roman Schmitz, <http://www.flickr.com/photos/romanschmitz/3873723975/sizes//>

Attraction Details (Day 3)

Spanish Village: Photo by ny156uk, <http://www.flickr.com/photos/ny156uk/2692545509/sizes/o/> •

Montjuïc Castle & Military Museum: Photo by Daniel needs a Reflex, <http://www.flickr.com/photos/danieleguerriero/3872521412/sizes//in/photostream/> • Joan Miró Foundation: Photo by libraryhan, <http://www.flickr.com/photos/54821391@N00/2551394244/sizes//> •

Olympic Stadium: Photo by flashcurd, <http://www.flickr.com/photos/flashcurd/4300079203/sizes//> • National Art Museum of Catalonia: Photo by YuKengShih, <http://www.flickr.com/photos/ykshih/3696653604/sizes//> •

Magic Fountain: Photo by Klaus Dolle, <http://bighugelabs.com/onblack.php?id=2994882762&size=large>

Attraction Details (Day 4)

FC Barcelona Museum & Camp Nou Stadium: Photo by flydime, <http://www.flickr.com/photos/flydime/3313180649/> • Güell Park: Photo by J.Salmoral, <http://www.flickr.com/photos/juanilloo/333197283/> • Temple of the Sacred Heart: Photo by ferran, <http://www.flickr.com/photos/ferran/210998945/sizes//> • Tibidabo Amusement Park: Photo by nugraharya, <http://www.flickr.com/photos/17068169@N08/2188751127/sizes/o/> • CosmoCaixa Science Museum: Photo by Wojtek Gurak, <http://www.flickr.com/photos/wojtekgurak/3204589501/>

Attraction Details (Day 5)

Montserrat Monastery: Photo by Almixnuts, <http://www.flickr.com/photos/almixnuts/4540976498/> • Barcelona Beaches: Photo by Mulia, <http://www.flickr.com/photos/mulia/502991679/>

How can we make this guide better?

TELL us what you **like**, **miss** or would **change**. [Click here>](#)

PROMPT GUIDES

PromptGuides.com (web)

twitter.com/PromptGuides (twitter)

PromptGuides.com/Blog (blog)

facebook.PromptGuides.com (facebook)

flickr.com/photos/PromptGuides (flickr)