

PROMPT GUIDES



5 days



5-day Rome City Guide

A preplanned step-by-step time line
and city guide for Rome.
Follow it and get the best of the city.



Other Destinations

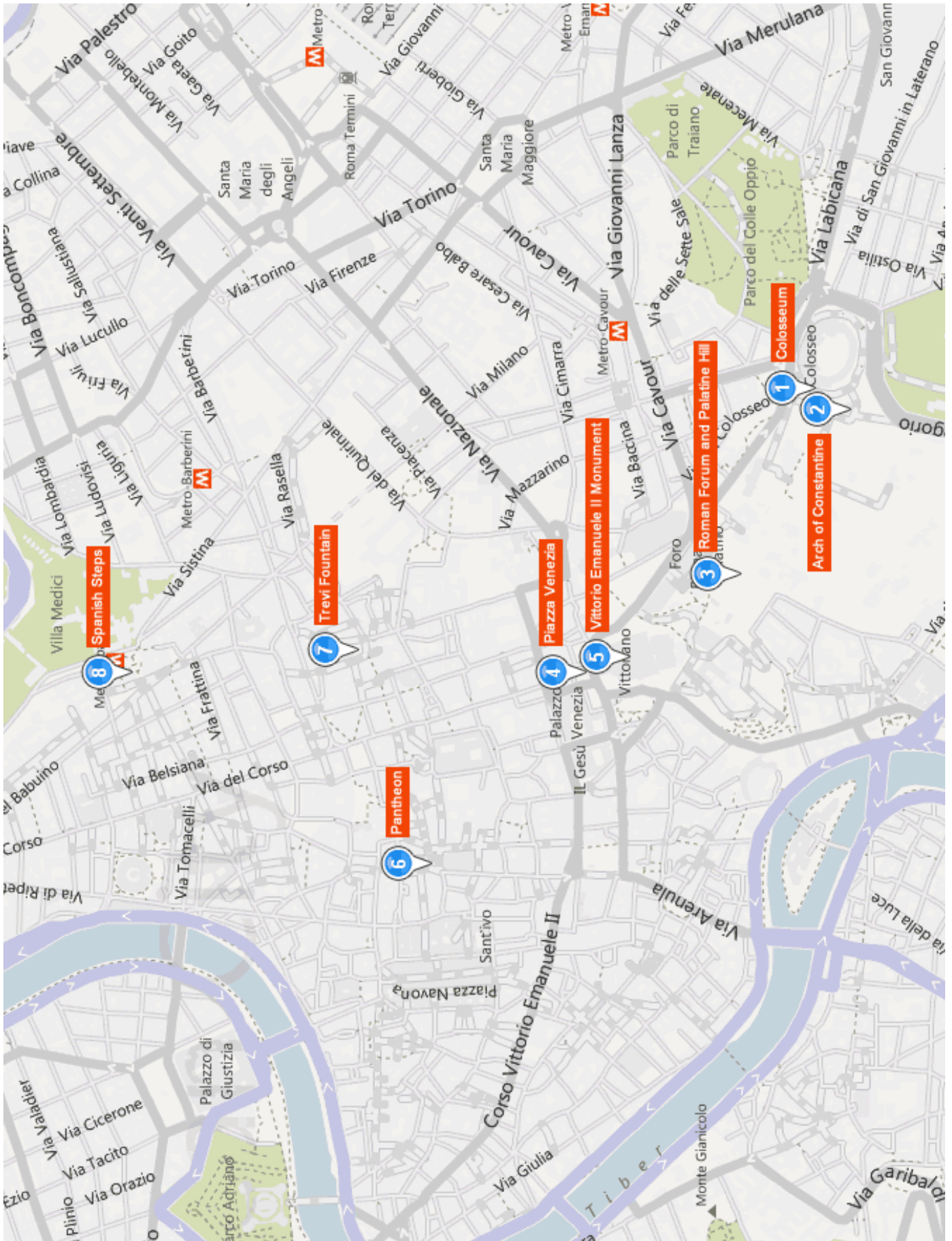
London, Barcelona, Paris, Boston, Athens, Amsterdam, Rome, Budapest ...and more

[See all PromptGuides destinations >](#)

Overview of Day 1

	LEAVE HOTEL	Tested and recommended hotels in Rome >	
	Take Metro line B to Colosseo station		
09:00-10:30	Colosseum	Iconic symbol of Imperial Rome	Page 5
	Take a walk to Arch of Constantine - 5'		
10:35-10:45	Arch of Constantine	Majestic monument	Page 5
	Take a walk to Roman Forum - 5'		
10:50-13:20	Roman Forum and Palatine Hill	Center of the ancient world	Page 6
	Lunch time		
	Take a walk to Piazza Venezia		
15:30-15:50	Piazza Venezia	Focal point of modern Rome	Page 6
15:50-16:20	Vittorio Emanuele II Monument	Spectacular view of Rome	Page 7
	Take a walk to the Pantheon - 15'		
16:35-17:05	Pantheon	The world's largest unreinforced concrete dome	Page 7
	Take a walk to Trevi Fountain - 15'		
17:20-17:50	Trevi Fountain	One of the most familiar sights of Rome	Page 7
	Take a walk to Spanish Steps - 20'		
18:10-18:40	Spanish Steps	Rome's most beloved Rococo monument	Page 8
	END OF DAY 1		

Overview of Day 1



Attraction Details

09:00-10:30

Colosseum (4/a Piazza San Pietro in Vincoli, 00184, Rome)

Opening hours: Daily: 8:30am - 1 hour before sunset, Jan 1 and Dec 25: Closed • **Admission:** 12 €

THINGS YOU NEED TO KNOW

- The Colosseum is an iconic symbol of the Imperial Rome
- Its construction started between 70 and 72 AD and finished in 80 AD
- It was the largest Amphitheatre ever built in the Roman Empire
- Jewish slaves built the Colosseum who were brought to Rome after their revolt in Judaea was suppressed
- Romans used the Colosseum to entertain the masses with gladiatorial contests and public spectacles such as mock sea battles, animal hunts, executions, replay of famous battles, and dramas based on Classical mythology
- It was capable of seating more than 50 000 spectators. Its structure is still the model for the world's sports stadiums
- Earthquakes, the environment, metal and stone robbers all played a part in the building's decay

THINGS TO DO THERE

- If you already have your ticket skip the long line and head straight to the entrance
- Discover the lower deck

- Climb to the upper deck, where you'll find a more colossal view of the arena and a nice look on the Arch of Constantine

TIPS & INSIGHTS

- 12 € combo-ticket includes Palatine Hill and Roman Forum, tickets valid for two days (one entry per sight)
- You can avoid the long queues if you have a Roma Pass or Archaeologia Card
- Or you can buy your ticket first at the less-crowded Palatine Hill entrance on Via di San Gregorio
- Or [buy and print your ticket online](#) (you'll have to pay a 1.50 € booking fee)
- We do not recommend the audio guide. It costs 4 additional Euros and doesn't give much interesting information
- Avoid the "tour guides" hassling the tourists while standing in the queue for your ticket
- If you need a guide to tour the Colosseum then choose a professional guide: [Antiquatours](#), [Rome Tour](#)

[MORE Info and Photos >](#)



10:35-10:45

Arch of Constantine (Piazza del Colosseo, Rome)

THINGS YOU NEED TO KNOW

- The Arch of Constantine is a triumphal arch in Rome erected in A.D. 315
- It is the latest of the existing triumphal arches in Rome and much of its decorations were looted from earlier emperors' monuments
- It commemorates the Battle of the Milvian Bridge in A.D. 312 when Constantine I defeated Maxentius, his rival and co-emperor
- Supposedly, the victory came after Constantine having a vision of the Christian cross

- The superstitious Constantine, for this reason, legalized Christianity in A.D. 313 ending centuries of persecution
- Later Constantine himself converted to Christianity becoming the first Christian Roman emperor

THINGS TO DO THERE

- Take a look at the monument from all sides

TIPS & INSIGHTS

[MORE Info and Photos >](#)



Attraction Details

10:50-13:20

Roman Forum and Palatine Hill (Via dei Fori Imperiali, Rome)**Opening hours:** Daily: 8:30am - 1 hour before sunset, Jan 1 and Dec 25: Closed • **Admission:** 12 €**THINGS YOU NEED TO KNOW**

- The Forum was the political, religious, and commercial center of the city; as the empire expanded, it became the center of the civilized world
- Rome's most important temples and halls of justice were here
- Religious processions, political demonstrations, elections, important speeches, and parades by conquering generals took place here
- Today it is a site scattered with the ancient ruins of the buildings, monuments and sculptures that once stood here
- According to the legend, Palatine Hill is where Romulus founded Rome (the centermost of the Seven Hills of Rome)
- This is where emperors and other ancient notabilities built their palaces
- Today it is a quiet garden scattered with ancient ruins and shady spots to relax

THINGS TO DO THERE

- Enter the Palatine Hill first on Via di San Gregorio entrance (the Palatine Hill ticket office)
- Walk around the hill and discover the ancient ruins



- Do not miss the great view to Circus Maximus, Roman Forum and the Colosseum
- Walk towards the Roman Forum to see the remains of the center of the ancient world
- Do not miss the highlights: the Temple of Vesta, the Arch of Titus, Via Sacra and the Arch of Septimius Severus
- Exit the Forum towards Capitol Hill

TIPS & INSIGHTS

- With a combined ticket you can see the Colosseum, the Roman Forum, and the Palatine Hill
- Carry a water bottle and refill it at the Forum's public drinking fountains
- Wear comfy shoes
- There are no dining facilities inside so plan accordingly
- If you need a guide to tour the Roman Forum and Palatine Hill then choose a professional guide: [Antiquatours](#), [Rome Tour](#)

[MORE Info and Photos >](#)

15:30-15:50

Piazza Venezia (Piazza Venezia, 00186 Rome)**THINGS YOU NEED TO KNOW**

- Piazza Venezia is a large square and transportation hub almost in the 'geometric center' of Rome
- Rome's major avenues meet here: Via del Corso, a Via Quattro Novembre, a Via del Plebiscito
- It takes its name from Palace Venezia (West side) that used to be the embassy of the Republic of Venice
- The square is dominated by the imposing white Monument of Vittorio Emanuele II (South side) built between 1855 and 1911 to celebrate the Italian Unification



- The larger palace on the North end (left of Via del Corso) is Palazzo Bonaparte where Napoleon's mother lived
- In the 1930s, Benito Mussolini used this square to deliver a number of speeches to the Fascist masses filling the whole square and shouting their support to the dictator

THINGS TO DO THERE

- Admire the imposing Monument of Vittorio Emanuele II

TIPS & INSIGHTS**[MORE Info and Photos >](#)**

15:50-16:20

Vittorio Emanuele II Monument (Piazza Venezia, 00186 Rome)

Opening hours: Daily: 9:30am - 7:30pm • **Admission:** 7 €

THINGS YOU NEED TO KNOW

- Vittorio Emanuele II Monument honors the Italian Unification and Victor Emmanuel II, the first king of the unified Italy
- Construction began in 1855 and finished in 1935, although it was inaugurated in 1911
- The monument is built of pure white marble
- The black center statue shows Victor Emmanuel on horseback
- The two statues on the top of the monument feature goddess Victoria riding on quadrigas
- The structure is 135 m (443 ft) wide and 70 m (230 ft) high
- The base of the structure houses the museum of Italian Reunification

THINGS TO DO THERE

- Climb the steps and head towards the outdoor café (on your left side when facing the monument)
- Take the glass elevator to the rooftop for the grandest, 360-degree view of the center of Rome
- Helpful panoramic diagrams describe the skyline, with powerful binoculars available for zooming in on particular sights

TIPS & INSIGHTS

[MORE Info and Photos >](#)



16:35-17:05

Pantheon (Piazza della Rotonda 12, Rome)

Opening hours: Monday - Saturday: 8:30am - 7:30pm, Sunday: 9am - 6pm • **Admission:** Free

THINGS YOU NEED TO KNOW

- Pantheon was built by Marcus Agrippa as a temple to all gods of Ancient Rome around 27 BC
- The building burnt down twice, it was rebuilt in its current form by Emperor Hadrian around 126 AD
- It is one of the best preserved of all Roman buildings
- In the 7th century Pantheon became a Roman Catholic church dedicated to St. Mary and the Martyrs
- Almost two thousand years after it was built, the Pantheon's dome is still the world's largest unreinforced concrete dome

THINGS TO DO THERE

- Start your tour on the square of Piazza della Rotonda in front of the pantheon
- Take a view of the Obelisk-topped fountain
- Walk around in this almost perfectly preserved dome but do not miss: the Main Altar, the Oculus, the Tomb of Rafael and the Tomb of Victor Emanuel II

TIPS & INSIGHTS

[MORE Info and Photos >](#)



17:20-17:50

Trevi Fountain (Piazza di Trevi, Rome)

THINGS YOU NEED TO KNOW

- The 25.9 meters (85 feet) high and 19.8 meters (65 feet) wide Trevi Fountain is an impressive Baroque fountain in Rome completed in 1762
- The Trevi marks the end point of the aqueduct, Acqua Vergine, that still feeds it with water
- The medieval Acqua Vergine is the renewed and lengthened version of the ancient Aqua Virgo built in 19 B.C. that supplied Rome with clean water
- Legend has it; the spring that feeds the aqueduct was discovered miraculously by a virgin
- The story is illustrated in the fountain by the female figures on both sides of the central figure
- The figure standing in the middle is Oceanus who was believed to be the world-ocean in ancient mythology

- Tradition holds, if one throws coins into the fountain, he will return to Rome
- About 3,000 Euros are thrown into the fountain each day and collected at night. The money is used to help Rome's poor

THINGS TO DO THERE

- Admire the beautiful fountain
- Have some coins ready for tossing in - backwards over your shoulder - to ensure your return to Rome
- It's also a perfect opportunity to make any wishes you may have in mind, the more romantic the better

TIPS & INSIGHTS

- Too often thronged with tourists, yet the sheer beauty and power of this creation are nevertheless overwhelming, day or night

[MORE Info and Photos >](#)



Attraction Details

18:10-18:40

Spanish Steps (Piazza di Spagna)**THINGS YOU NEED TO KNOW**

- The Spanish Steps is a monumental stairway in Rome connecting two squares: Piazza di Spagna (at its base) and Piazza Trinita dei Monti (at the top)
- Piazza di Spagna (lower square) means Spanish Square, hence the name of the stairway
- The square took its name after the fact that the Bourbon Spanish Embassy to the Holy See was located here; the Spanish embassy is still housed in the same building, Palazzo Monaldeschi
- The stairway was built in 1723-25; it has 138 steps and it is the widest staircase in Europe
- The Early Baroque fountain at the foot of the stairs is called Fontana della Barcaccia (Fountain of the Old Boat) designed by the father of Gian Lorenzo Bernini, the creator of the altar of St Peter's Basilica

- The church above the stairway is called the Trinita dei Monti
- The church and the surrounding area is the property of the French state

THINGS TO DO THERE

- Have a break, sit down and enjoy the piazza's vibrant life
- Do some people watching

TIPS & INSIGHTS

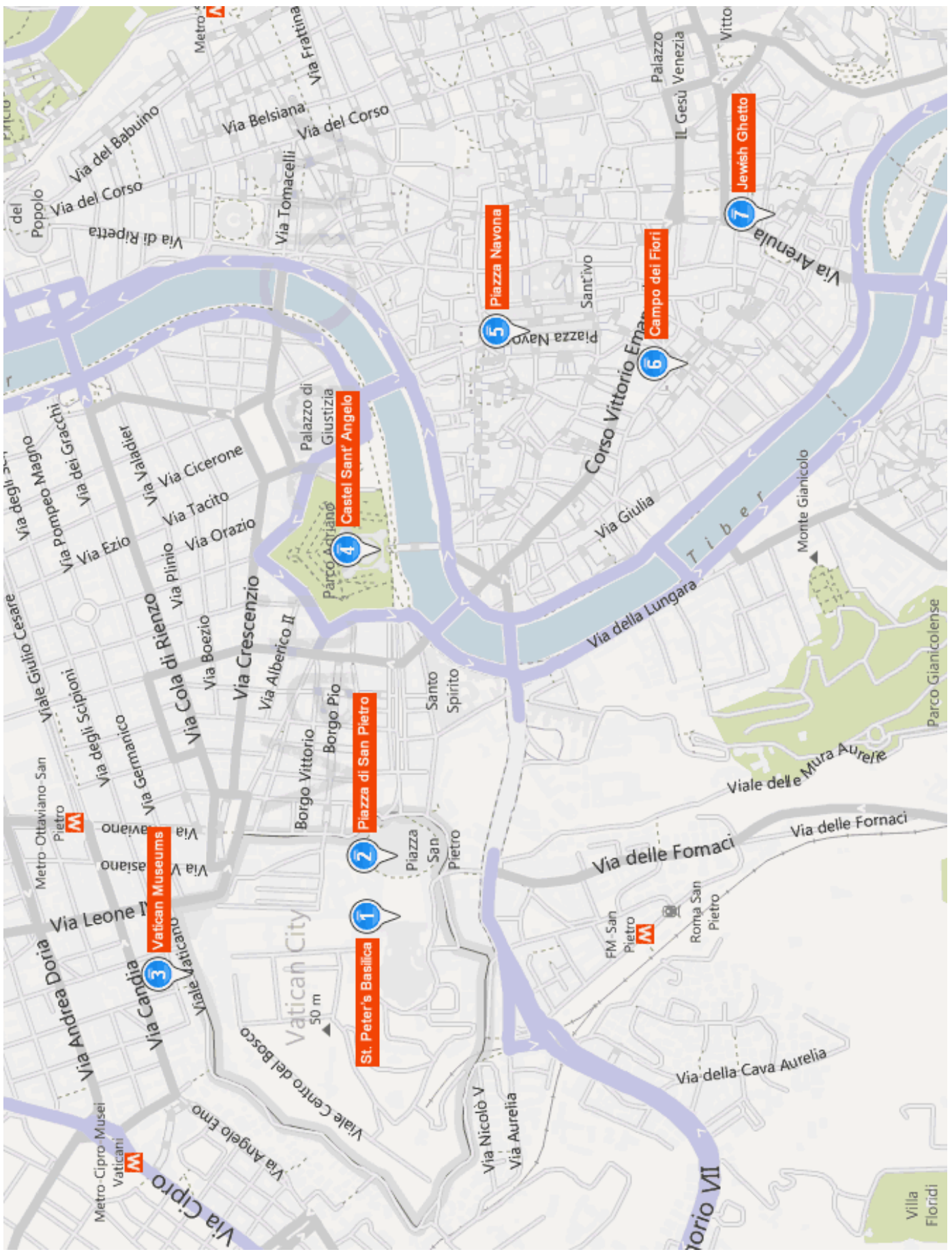
- In the summer it can be very crowded
- It is the most beautiful in the summer when the steps are full of flowers

[**MORE Info and Photos >**](#)

Overview of Day 2

	LEAVE HOTEL	Tested and recommended hotels in Rome >	
	Take Metro Line A to Ottaviano San Pietro station		
09:00-10:10	St. Peter's Basilica	Largest Christian church in the world	Page 11
10:10-10:40	Piazza di San Pietro	One of the best known squares in the world	Page 11
	Take a walk to Vatican Museums - 20'		
11:00-13:30	Vatican Museums	One of the most known museums in the world	Page 12
	Lunch time		
	Take a walk to Castel Sant' Angelo		
15:30-15:50	Castel Sant' Angelo	Magnificent historical monument	Page 12
	Take a walk to Piazza Navona - 10'		
16:00-16:30	Piazza Navona	One of the most beautiful squares in Rome	Page 13
	Take a walk to Campo dei Fiori - 15'		
16:45-17:15	Campo dei Fiori	Lively square	Page 13
	Take a walk to the Jewish Ghetto on Via del Giubbonari - 15'		
17:30-18:30	Jewish Ghetto	Charming and eclectic neighborhood	Page 14
	END OF DAY 2		

Overview of Day 2



Attraction Details

09:00-10:10

St. Peter's Basilica (Piazza San Pietro, Vatican City)

Opening hours: April - September, Basilica: 7am - 7pm, October - March, Basilica: 7am - 6pm, April - September, Cupola: 8am - 6pm, October - March, Cupola: 8am - 4:45pm • **Admission:** Free



THINGS YOU NEED TO KNOW

- St. Peter's Basilica is a Late Renaissance church located within Vatican City
- It can hold 60,000 people and has the largest interior among all Christian churches in the world
- Its construction started in 1506 and finished in 1626
- Not being the seat of a bishop, Saint Peter's not a cathedral, but a papal basilica. Rome's Cathedral is the Basilica of St. John Lateran
- There has been a church on this site since the 4th century and tradition and some historical evidence suggest that Saint Peter is buried directly below the altar
- The church features a number of not-to-be-missed treasures such as Michelangelo's Pietà, the dome, the Baldacchino, its impressive altar, and the crypt that is the burial place for popes
- The basilica is 132-m (435-ft) high

THINGS TO DO THERE

- Enter the basilica and immediately head to your right to take the elevator up to the dome (cupola)
- The elevator takes you to the first level, to the church roof just above the facade. Go inside the gallery ringing the interior of the dome, where you can look down inside the church

- From this level continue all the way up to the top of the dome
- It's a 15-minute, 323-step climb. The view from the summit is sublime
- Admire the arms of Bernini's colonnade encircling St. Peter's Square
- After descending to the basilica walk around and do not miss the highlights: Michelangelo's Pietà, the 13th century bronze statue of St Peter, the huge bronze canopy (designed by Bernini)
- Descend to the Crypt. Look at St. Peter's tomb and walk by the simple tomb of Pope John Paul II

TIPS & INSIGHTS

- Most of the time the long queue is caused by the security check (airport style, before entering St Peters)
- Taking photos is not permitted inside the basilica
- Men and women in shorts, above-the-knee skirts, or bare shoulders will not be admitted to the Vatican City basilica. This dress code is strictly enforced

[MORE Info and Photos >](#)

10:10-10:40

Piazza di San Pietro (Piazza di San Pietro, Rome)



THINGS YOU NEED TO KNOW

- Piazza di San Pietro is the impressive square right in front of St. Peter's Basilica, the world's largest Catholic church
- Bernini's colonnade on both sides of the square was designed to mimic a human embrace
- The Obelisk in the center comes from Egypt and once stood at Nero's Circus where St. Peter was martyred in A.D. 64

THINGS TO DO THERE

- Walk around the huge square
- Admire Bernini's remarkable colonnades

- On the square you will find the Vatican Post Office famous for its stamps. You can send a postcard from there

TIPS & INSIGHTS

- Beautiful day or night
- When in the town the pope gives a mass audience on Wednesday morning. You have to book a free ticket by calling this number: +39-669-884-857

[MORE Info and Photos >](#)

Attraction Details

11:00-13:30

Vatican Museums (Viale Vaticano, 00165 Rome)

Opening hours: Mar - Oct, Mon-Fri: 8:45am - 3:20pm, Mar - Oct, Sat: 8:45am - 12:20pm, Nov - Feb: 8:45am - 12:20pm, Sun, except the last Sun of each month: Closed, Many holidays: Closed • **Admission:** 15 €

**THINGS YOU NEED TO KNOW**

- The Vatican Museums are among the greatest and richest museums in the world
- Pope Julius II founded the museums more than 500 years ago by displaying the sculpture of Laocoon to the public
- It features some of the most renowned classical sculptures and most important Renaissance masterpieces
- Highlights include The Sistine Chapel, the Gallery of maps and works from Caravaggio, Leonardo da Vinci, Fra Angelico, Giotto, Raphael, Nicolas Poussin and Titian or the red marble papal throne
- The Sistine's frescoes were decorations by some of the greatest Renaissance artists
- Pope Sixtus IV commissioned wall frescoes for the Pope's Chapel in 1481-83
- The frescoes were intended to underscore papal authority, in question at the time, by displaying a line of power from God to the pope

THINGS TO DO THERE

- The Museums are made up of 10 collections plus the Sistine Chapel and papal apartments

- To see highlights only, first visit the Pinacoteca, to the right of the entrance turnstile
- The Sistine and other collections (Raphael Rooms, Apollo Belvedere, Laocoon) are to the left

TIPS & INSIGHTS

- In order to avoid the very long queues [book your ticket online](#). Note that an additional 4 € is charged
- Be prepared for a huge crowd inside the museum
- You can reach St Peter's basilica from here (the right rear door of the Sistine Chapel)
- Recommended guided tour: [Italywithus](#), [Vaticantoursinc](#), [Easitalytours](#)
- [Map of the museum](#)

[MORE Info and Photos >](#)

15:30-15:50

Castel Sant' Angelo (50 Lungotevere Castello, Rome)

Opening hours: Tuesday - Sunday: 9am - 7pm, Monday: Closed, Jan 1 and Dec 25: Closed • **Admission:** 8 €

**THINGS YOU NEED TO KNOW**

- Castel Sant' Angelo is a fortress on the left bank of River Tiber
- Originally it was a massive circular building erected by Emperor Hadrian as a mausoleum for himself and his family
- After Hadrian's ashes were placed here, many succeeding Emperors were buried on the site
- After being converted into a fortress it was used as the papal castle for about 1000 years
- A covered fortified corridor, called the Passetto di Borgo, connects the castle to St. Peter's Basilica
- It takes its name after Pope Gregory the Great's vision of St Michael announcing the end of a plague from the castle's tower in 590

- The bronze statue of a sword-bearing archangel on the top commemorates this event

THINGS TO DO THERE

- Walk through the bridge lined with Bernini angels
- Take some great photos of the castle and St Peter's basilica from the bridge

TIPS & INSIGHTS

- Castel Sant'Angelo currently houses the Museo Nazionale di Castel Sant'Angelo museum. The collections include ceramics, sculptures, a picture gallery and the Armory

[MORE Info and Photos >](#)

16:00-16:30

Piazza Navona (Piazza Navona, Rome)



THINGS YOU NEED TO KNOW

- Piazza Navona is an impressive city square in Rome
- Stadium Domitian, an arena mostly used for athletic contests (built in 1st Century AD), used to stand here, and the square still follows the form of the open space of the stadium
- It features a number of fine examples of Roman Baroque architecture and art
- In the central stands Fountain of the Four Rivers (1651) by Gian Lorenzo Bernini. Two other fountains decorate the square: Fontana del Moro (southern end) and the Fountain of Neptune (northern end)
- The beautiful building towering above the central fountain is the church of Sant'Agnese in Agone by Francesco Borromini and Girolamo Rainaldi
- In the 15th century, the city market was held in the square that still hosts Rome's Christmas market

- Street artists, such as cartoonists, pantomime artists and human statues, gather in the square and create its pleasant atmosphere

THINGS TO DO THERE

- Enjoy this pedestrian paradise filled with cafés, street performers, artists, and splashing fountains
- Take a walk around the square
- Take some photos of the statues and fountains
- Sit down and relax while doing some people watching

TIPS & INSIGHTS

- Beautiful day or night

[MORE Info and Photos >](#)

16:45-17:15

Campo dei Fiori (Piazza Campo de' Fiori, 00182 Rome)



THINGS YOU NEED TO KNOW

- Campo dei Fiori is a lively square in Rome
- In ancient times, the square was the open space in front of Theatre of Pompey, Rome's first stone theater and place of Julius Caesar's murder
- Since medieval times, it has been one of Rome's liveliest areas
- The square has its dark side as having been the location of Inquisition's executions
- The statue of the hooded philosopher Giordano Bruno, burnt here in 1600, reminds all of these horrible and cruel acts
- During the day the square hosts a lively market selling fruit, vegetable, and trinket (Mon-Sat)

- In the evening it becomes a busy outdoor salon of carefree atmosphere

THINGS TO DO THERE

- Take a break here
- Have a pizza or a drink
- Do some people watching

TIPS & INSIGHTS

- In the morning there is a great market here

[MORE Info and Photos >](#)

Attraction Details

17:30-18:30

Jewish Ghetto (Piazza Costaguti, 00186 Rome)

Opening hours: Daily: 9am - 5pm

**THINGS YOU NEED TO KNOW**

- The area between the Capitoline and the Tiber used to be Rome's Jewish Ghetto
- Pope Paul IV's bull in 1555 established the ghetto, segregated the Jews, who had lived freely in Rome since Antiquity, in a walled quarter, and imposed further limitations on their personal freedom
- Jewish were forbidden to pursue certain professions and had to hold certain Catholic sermons on Shabbat
- In 1870, after the Papal State was finally overthrown, limitations on Jewish were lifted
- The ghetto of Rome was the last remaining ghetto in Western Europe until its later reintroduction by Nazi Germany
- The walls of the ghetto were torn down in 1888 and the whole neighborhood was reconstructed
- Today the area is one of Rome's most charming and eclectic one with many hidden gems such as the ancient ruins of Theater of Marcellus, sculptural gems like the Fountain of the Tortoises or the synagogue

THINGS TO DO THERE

- Explore the charming neighborhood
- Start your walk on Piazza Costaguti: taste something delicious in the nearby traditional Jewish bakery
- Continue the visit on Via del Portico Ottaviano. You will see the Portico d'Ottavia, Largo 16 Ottobre 1943 square, the Synagogue, the Jewish Museum and Santa Maria della Pietà church

TIPS & INSIGHTS

- If you would like to participate in a guided tour [we recommend this one](#)

[MORE Info and Photos >](#)



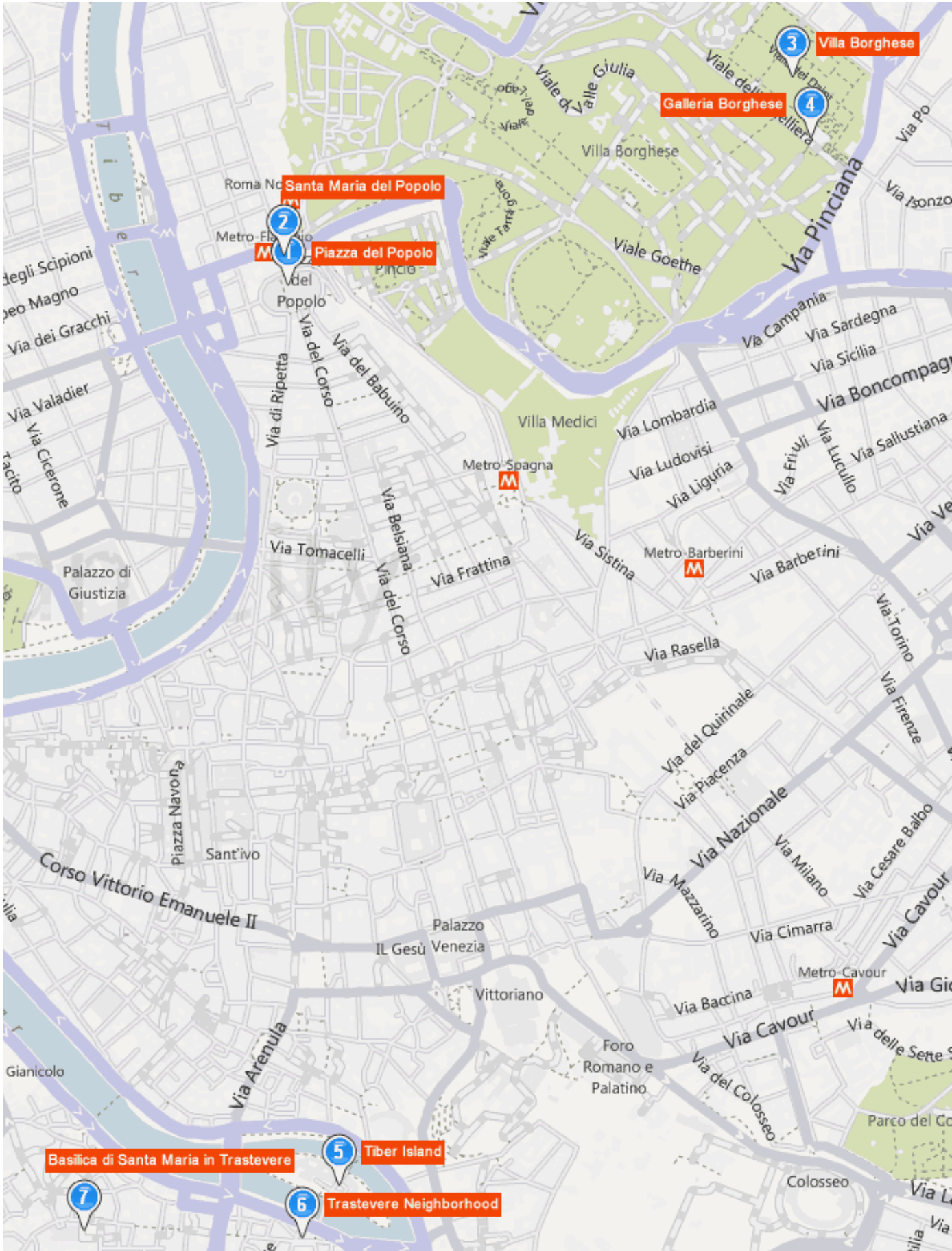
Spice up your holiday

Turn your regular holiday into something extraordinary

See all fun activities in Rome. [Click here >](#)

Overview of Day 3

	<p>LEAVE HOTEL Tested and recommended hotels in Rome ></p> <p>Take Metro line A to Flaminio station</p>	
09:00-09:15	<p>Piazza del Popolo ————— Houses the unique twin churches</p>	Page 18
09:15-09:35	<p>Santa Maria del Popolo ————— Perfect example of Roman art</p> <p>Take a walk to Villa Borghese - 25'</p>	Page 18
10:00-11:00	<p>Villa Borghese ————— Lovely gardens with pretty lakes and beautiful fountains</p>	Page 19
11:00-12:30	<p>Galleria Borghese ————— Incredible art selection</p> <p>Lunch time Take Bus H from Termini to Piazza Monte Savello (Direction: Dei Capesso) Take a walk to Tiber Island</p>	Page 19
15:45-16:15	<p>Tiber Island ————— Boat shaped island</p> <p>Take a walk to Piazza Piscinula - 5'</p>	Page 20
16:20-17:50	<p>Trastevere Neighborhood ————— Neighborhood with a unique character</p>	Page 20
17:50-18:10	<p>Basilica di Santa Maria in Trastevere ————— One of the oldest churches in Rome</p>	Page 20
	END OF DAY 3	



Attraction Details

09:00-09:15

Piazza del Popolo (Piazza del Popolo, Rome)



THINGS YOU NEED TO KNOW

- Piazza del Popolo is a large oval shaped pedestrian square in central Rome
- Its name literally means People's square but it actually derives from the Latin word for poplars
- This was the starting point of the Via Flaminia, the most important route to the North. Porta del Popolo or Porta Flaminia on the North side of the square used to be the entrance to Rome
- The 4000-year-old obelisk in the center originates from Alexandria and commemorates Augustus' conquest of Egypt in 10 BC
- Close to Porta del Popolo stands the church Santa Maria del Popolo that features artworks of such masters as Pinturicchio, Bramante, Raphael, Caravaggio and Bernini

- Another feature making the square remarkable is the Neoclassic twin church (Santa Maria di Montesanto and Santa Maria dei Miracoli) on the South side, opposite of Porta del Popolo
- To the east, the square is bordered by the Pincio gardens, one of Rome's most romantic spots

THINGS TO DO THERE

- Walk around the large square
- Admire the Egyptian obelisk of Ramesses II that stands in the center of the Piazza, the "twin" churches of Santa Maria in Montesanto (on the left) and Santa Maria dei Miracoli (on the right) and the fountains

TIPS & INSIGHTS

[MORE Info and Photos >](#)

09:15-09:35

Santa Maria del Popolo (Piazza del Popolo 12, Rome)

Opening hours: Monday - Saturday: 7am - 12noon, 4pm - 7pm, Sunday: 7:30am - 1:30pm, 4:30pm - 7:30pm • **Admission:** Free



THINGS YOU NEED TO KNOW

- Santa Maria del Popolo is an Augustinian church in Rome
- First a chapel was erected here in 1099 by Pope Paschal II
- According to tradition, the site was haunted by Nero's ghost in the form of black crows; therefore the pope felled down the tree sheltering the crows and built the chapel in its place
- In the 15th century the chapel was turned into a Renaissance church, and later updated to Baroque style
- Santa Maria del Popolo is a perfect primer to Roman art and architecture

- The church features artworks of Early and High Renaissance and Baroque masters such as Pinturicchio, Bramante, Raphael, Caravaggio and Bernini

THINGS TO DO THERE

- Discover the church from the inside
- Do not miss the famous masterpieces of Raphael, Caravaggio and Bernini in the low-ceilinged interior

TIPS & INSIGHTS

[MORE Info and Photos >](#)

10:00-11:00

Villa Borghese (Piazzale del Museo Borghese 5, 00197 Rome)



THINGS YOU NEED TO KNOW

- Villa Borghese is a beautiful landscape garden made up of a public park, landscaped gardens, statuary, fountains, groves, path-ways, pavilions and a water clock
- The gardens were developed for Villa Borghese Pinciana commissioned by Cardinal Scipione Borghese, nephew of Pope Paul V, in the beginning of the 17th century
- He built the villa at the edge of Rome as a party villa to entertain his friends
- Cardinal Borghese was an art collector amassing an unbelievably rich private collection (on display in Galleria Borghese)
- The park was remade to its current form in the 19th century in English style

- In 1901 the commune of Rome bought the property and turned it into a public park
- Three excellent museums are located here: Galleria Borghese with Renaissance and Baroque art (Bernini, Titian, Raphael and Caravaggio), the Etruscan Museum showcasing Etruscan artifacts and the National Gallery of Modern Art

THINGS TO DO THERE

- Take a walk in this extensive, elegant garden
- Relax in its shady glades and at the beautiful fountains

TIPS & INSIGHTS

[MORE Info and Photos >](#)

11:00-12:30

Galleria Borghese (Piazzale del Museo Borghese 5, 00197 Roma)

Opening hours: Tuesday - Sunday: 8:30am - 7:30pm, Monday: Closed, Jan 1 and Dec 25: Closed
Admission: 8.5 €



THINGS YOU NEED TO KNOW

- Galleria Borghese is a splendid art gallery housed in Villa Borghese Pinciana located in the Borghese gardens
- The villa was built by art-lover Cardinal Scipione Borghese, nephew of Pope Paul V
- The gallery now houses a substantial part of the Borghese collection of paintings, sculpture and antiquities, begun by Cardinal Scipione Borghese
- Scipione was an early patron of Bernini and a Caravaggio enthusiast, thus, being well represented in the collections
- Such master works are on display as Titian's Sacred and Profane Love, Raphael's Entombment of Christ, Caravaggio's Boy with a Basket of Fruit, St. Jerome, and Sick Bacchus or a number of Bernini sculptures

- The other option is [buying your tickets online](#)
- Collect your ticket at the box office of the museum 30 minutes prior to your entry time
- Tickets are only valid for the chosen day and the given time slot
- Walk around and enjoy this incredible collection
- Do not miss: Bernini's Apollo and Daphne, Caravaggio's Madonna of the Serpent, Bernini's Rape of Persephone, Bernini's David

TIPS & INSIGHTS

- Please note that it is not allowed to take photos inside
- Roma Pass and Roma Pass+ are accepted (but you still need to make a reservation)
- Audio guide is available for a fee of 5 €

THINGS TO DO THERE

- The only way of visiting the museum is by making a reservation prior to your visit
- Call the following number for your reservation: +39 06 32810

[MORE Info and Photos >](#)

Attraction Details

15:45-16:15

**Tiber Island** (Tiber Island, 00186 Rome)**THINGS YOU NEED TO KNOW**

- Tiber Island is a boat shaped island in the southern bend of the Tiber (270 m long and 67 m wide)
- Legend has it, angry Romans threw the body of their despised tyrant Tarquinius Superbus (510 BC) in the river. The body supposedly settled on the bottom and created the island by collecting dirt and silt
- Another story claims that people dumped their hated ruler's wheat and grain into the water which became the foundation of the island
- Due to these negative stories, the island was avoided for a very long time. The worst criminals and the contagiously ill were condemned there
- After a Christian temple was erected here, these negative stories lost their power and the island became the city's sanctuary of medicine

- Large part of the island is taken up by Fatebenefratelli Hospital
- Two bridges connect the island to the rest of Rome since antiquity: the Ponte Fabricio from the east, the only original bridge in Rome, and the partially survived Ponte Cestio from the west

THINGS TO DO THERE

- Take a walk on this small island
- Enjoy the great view of the ancient bridges

TIPS & INSIGHTS

[MORE Info and Photos >](#)

16:20-17:50

**Trastevere Neighborhood** (Piazza in Piscinula, 00153 Rome)**THINGS YOU NEED TO KNOW**

- Trastevere is a lively and atmospheric neighborhood with narrow cobble stone streets lined by medieval houses
- At night, both natives and tourists flock to its many pubs and restaurants
- Its name comes from the Latin trans Tiberim, meaning "beyond the Tiber"
- During Rome's kingdom period the area used to belong to the hostile Etruscans
- During the Republican period sailors and fisherman began to settle there. Also immigrants from the East, mainly Jews and Syrians, took up residence here
- The neighborhood quickly developed its unique and pleasant character and atmosphere

THINGS TO DO THERE

- Wander around on the narrow streets
- Start you tour at Piazza Piscinula
- Visit Basilica Santa Cecilia
- Continue on Via Anicia, Via di San Francesco a Ripa towards Basilica di Santa Maria in Trastevere
- Have a delicious pizza in one of the numerous pizzerias

TIPS & INSIGHTS

[MORE Info and Photos >](#)

17:50-18:10

Trastevere, Rome)

**Basilica di Santa Maria in Trastevere** (Piazza Santa Maria in

Opening hours: Daily: 7:30am - 8pm

THINGS YOU NEED TO KNOW

- Basilica di Santa Maria is Rome's oldest church dedicated to Virgin Mary
- The basic floor plan and wall structure date back to the 340s AD
- Legend has it, a miraculous oil font spouted here on the day Christ was born
- The amazing 'Life of the Virgin' mosaics (by Pietro Cavallini) illustrate this miracle. The mosaics cover the lower half of the apse
- The square in front of the church is a great place for people watching, as it seems to act as a common living room for the neighborhood

THINGS TO DO THERE

- Discover the impressive church both from the inside and outside
- Do not miss the Life of the Virgin' mosaics

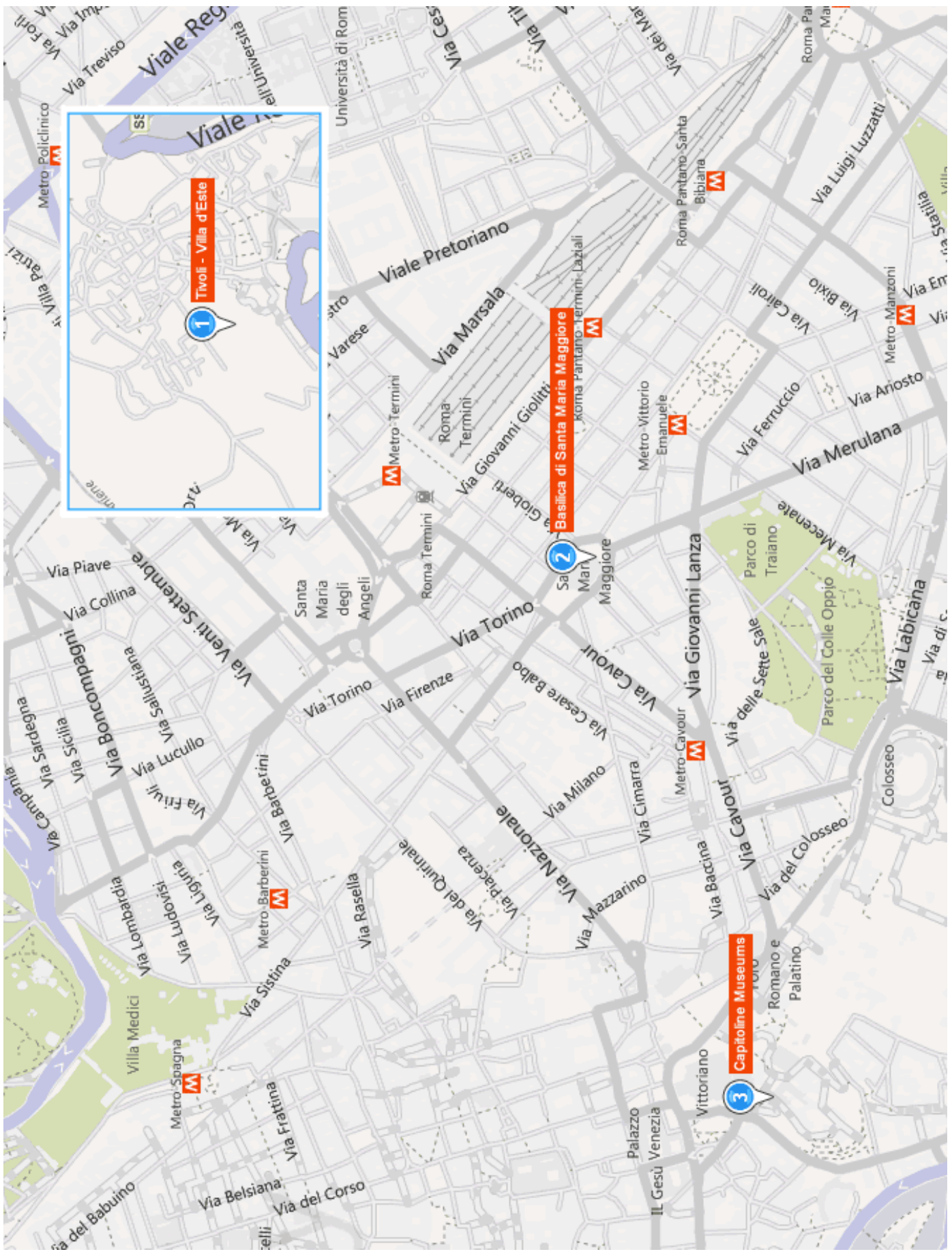
TIPS & INSIGHTS

[MORE Info and Photos >](#)

Overview of Day 4

	<p>LEAVE HOTEL Tested and recommended hotels in Rome ></p> <p>Take Metro Line B to Ponte Mammolo station (Direction: Rebibbia) Change to local blue Cotral bus to Tivoli Center (Direction: Tivoli)</p>	
10:00-13:00	<p>Tivoli - Villa d'Este</p> <p>Take local blue Cotral bus from Tivoli Center (Direction: Rome) Lunch time Take a walk from Termini metro station via Via Torino</p>	<p>Part of a UNESCO World Heritage Site</p> <p>Page 23</p>
15:00-15:30	<p>Basilica di Santa Maria Maggiore</p> <p>Take a walk via Via Torino to Via Nazionale Take Bus nr 60 from Via Nazionale to Piazza Venezia Take a walk to Capitoline Museums - 45' in all</p>	<p>One of Rome's greatest basilicas</p> <p>Page 23</p>
16:15-18:15	<p>Capitoline Museums</p>	<p>Rich collection of Roman art</p> <p>Page 24</p>
	<p>END OF DAY 4</p>	

Overview of Day 4



Attraction Details

10:00-13:00

Tivoli - Villa d'Este (5 Piazza Trento, 00019 Tivoli)

Opening hours: Tuesday - Sunday: 8:30am - 1 hour before sunset, Monday: Closed, Jan 1, May 1 and Dec 25: Closed • **Admission:** 7.8 €



THINGS YOU NEED TO KNOW

- Villa d'Este is a Renaissance villa surrounded by a picturesque terraced garden
- Spectacular water fountains dominate the gardens and create an unbelievable fairytale-like atmosphere
- The creation of the gardens required dramatic innovation of hydraulic engineering to provide sufficient water supply throughout the park
- The gardens of the Villa d'Este had a profound influence on the development of many other gardens in Europe
- Cardinal Ippolito II d'Este commissioned the development of the estate (1550-72)
- In the 18th century the villa fell into decay, after it passed to the House of Habsburg who neglected it. Now it belongs to the Italian State
- Villa d'Este is a UNESCO world heritage site

THINGS TO DO THERE

- Start your visit in the Villa: walk around and admire the frescoes
- Do not miss the main attractions: the gardens and the fountains
- Be prepared for a bit of hiking as the gardens are on the side of a hill
- To help with the orientation keep in mind that the garden plan is laid out on a central axis with subsidiary cross-axes of carefully varied character, refreshed by some five hundred jets in fountains, pools and water troughs

TIPS & INSIGHTS

- The organ fountain plays every two hours
- It is most enjoyable in the summer
- Wear comfortable shoes

[MORE Info and Photos >](#)

15:00-15:30

Basilica di Santa Maria Maggiore (Piazza di Santa Maria Maggiore)

Opening hours: Daily: 7am - 7pm • **Admission:** Free

THINGS YOU NEED TO KNOW

- Basilica di Santa Maria Maggiore is one of the greatest basilicas and one of the 4 papal basilicas in Rome
- It dates back to the 5th century
- It displays an interesting mixture of architectural styles
- The nave and its mosaics are from the 5th century; the Cosmatesque work, the apse mosaics and the Romanesque bell tower are medieval; the coffered ceiling (of New-World gold) is Renaissance; and the twin domes and front and back façades are Baroque
- Santa Maria Maggiore is the only Roman basilica that retained the core of its original structure despite a number of reconstructions over its history

- After the papacy returned to Rome (from Avignon), the church served as the papal palace for a while

THINGS TO DO THERE

- Discover the impressive church both from the inside and outside
- Do not miss the highlights: Tomb of Sixtus, Bernini's Tomb, Apse Mosaic

TIPS & INSIGHTS

[MORE Info and Photos >](#)



Attraction Details

16:15-18:15

Capitoline Museums (Piazza del Campidoglio 1 - 00186 Roma)

Opening hours: Tuesday - Sunday: 9am - 8pm, Dec 24 and 31: 9am - 2pm, Monday: Closed, Jan 1, May 1 and Dec 25: Closed • **Admission:** 12 €

**THINGS YOU NEED TO KNOW**

- Capitoline Museums are a group of art and archeological museums on top of the Capitoline Hill in Rome
- The trapezoid square, Piazza del Campidoglio, in front of the museums was designed by Michelangelo in 1536 and executed in 400 years
- The museums are housed in three palaces: the 12th century Palazzo Senatorio (middle), the 16th century Palazzo dei Conservatori, and the 17th century Palazzo Nuovo
- The statue in the center of the square is a copy of the original and shows Emperor Marcus Aurelius on horseback. The original can be seen in the museums
- The museums contain a large number of ancient Roman statues, inscriptions, and other artifacts; a collection of medieval and Renaissance art; and collections of jewels, coins, and other items

- The famous statue depicting a she-wolf nursing Romulus and Remus is on display in Palazzo dei Conservatori

THINGS TO DO THERE

- Enter at the main entrance of Palazzo dei Conservatori
- Walk around in the museum and do not miss: the bronze She Wolf, Lo Spinario and the Equestrian Statue of Marcus Aurelius
- Head to Palazzo Nuovo which can be reached by an underground passage that leads to the Tabularium and offers a panoramic view of the Roman Forum
- Discover Palazzo Nuovo. Highlights include: Dying Gaul, Capitoline Venus, Mosaic of the Doves

TIPS & INSIGHTS

- The restaurant terrace offers great view

[**MORE Info and Photos >**](#)



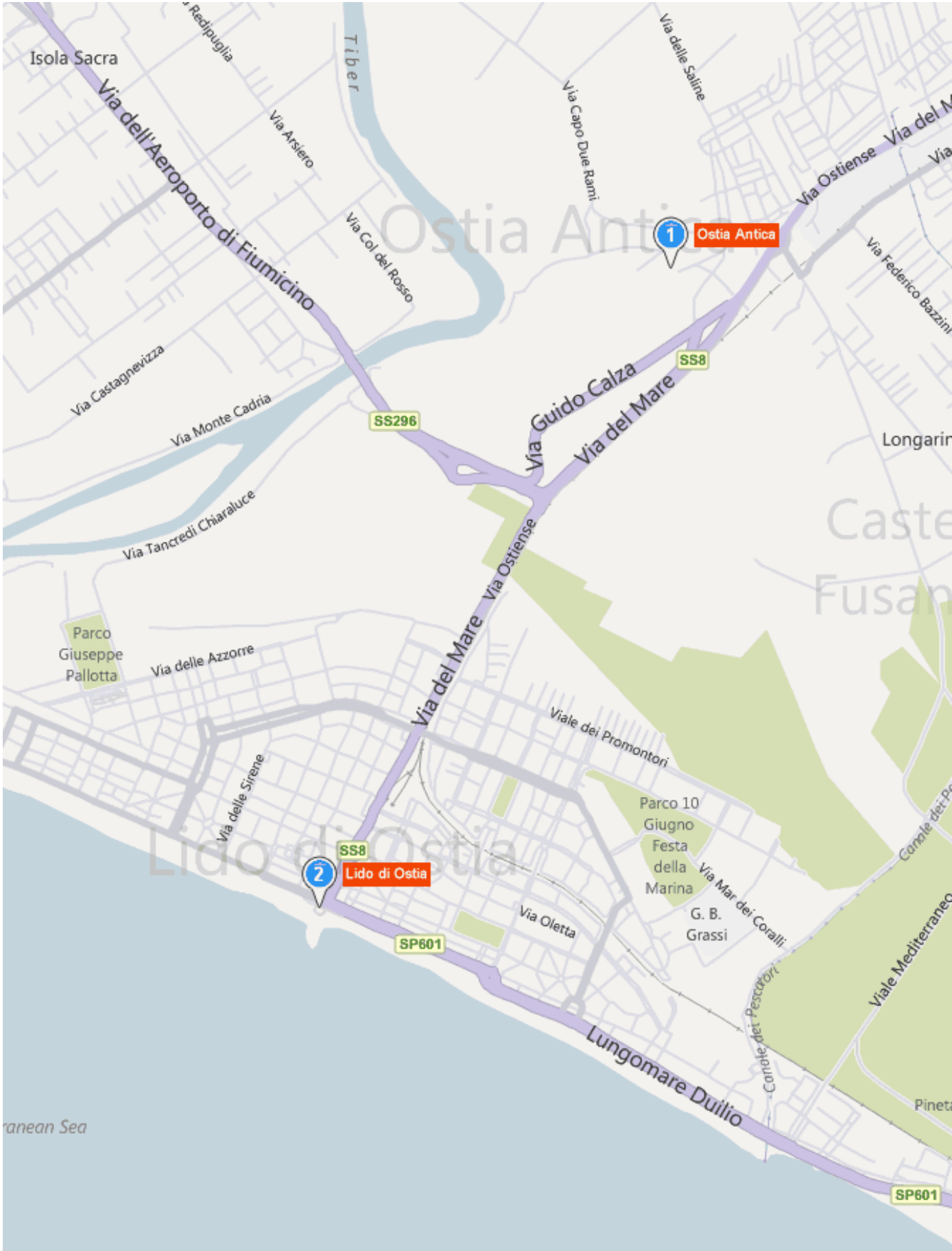
Don't know which hotel to book?

Ask one of our
Local Hotel Experts to
recommend you a hotel.

[Click here to ask for a FREE hotel recommendation >](#)

Overview of Day 5

	<p>LEAVE HOTEL Tested and recommended hotels in Rome ></p> <p>Take Metro line B to Piramide station Change to the train from Piramide station to Ostia Antica station (Direction: Lido) - 45' in all</p>	
10:00-13:00	<p>Ostia Antica —————</p> <p>Take the train from Ostia Antica station to the terminal station (Direction: Lido) Lunch time</p>	<p>Excellently preserved ancient buildings Page 28</p>
14:30-16:30	<p>Lido di Ostia —————</p>	<p>Popular beach resort Page 28</p>
	<p>END OF DAY 5</p>	



Attraction Details

10:00-13:00

Ostia Antica (Scavi di Ostia - Via dei Romagnoli, 717 - 00119 Ostia Antica)

Opening hours: Summer season: 8:30am - 6pm, Winter season: 8:30am - 4pm, Monday: Closed, May 1: Closed • **Admission:** 6.5 €



THINGS YOU NEED TO KNOW

- Today Ostia Antica is a large archeological park with excellently preserved ancient buildings, magnificent frescoes and impressive mosaics
- Lying right next to the sea and at the mouth of the River Tiber, some 2000 years ago, Ostia Antica was a lively international port city
- The city was founded in the 4th century B.C. and gradually became more important as Rome grew
- Much of Rome's imports from the Mediterranean came in here
- Huge storage facilities were built here for grain, one of the most important commodity to feed Rome's one million large population
- Goods were transported to Rome on the River Tiber

- The sea now is about 3 km away and the Tiber has also changed its course

THINGS TO DO THERE

- Buy a map of the site with suggested itineraries (available for 2 € from the ticket office)
- Walk around admiring the ancient ruins
- Top 10 features to see are: Decumanus Maximus, Theatre, Casa di Diana and Thermopolium, Museum, Forum, Capitolium, Terme dei Sette Sapienti, House of Cupid and Psyche, Terme di Nettuno, Mithraeum of the Serpents

TIPS & INSIGHTS

- Bring a picnic, or eat at the site's pleasant cafe

[MORE Info and Photos >](#)

14:30-16:30

Lido di Ostia (Lungomare Paolo Toscanelli, Rome)



THINGS YOU NEED TO KNOW

- Ostia is a sea side neighborhood on the shores of the Tyrrhenian Sea
- It is quite popular among Romans who come here on the summer weekends or spend their summer holidays here
- The neighborhood was founded in 1884 after the nearby malaria infested marshland was reclaimed
- After the Rome-Ostia railway opened in 1924, the village quickly became Romans' favorite sea resort
- That is when the Art Nouveau houses that line the waterfront were built
- The town received its ultimate architectural character in the Fascist era when many new buildings and infrastructure were developed in Stile Littorio and Rationalism styles
- Such developments included a second road to Rome, the promenade or a water airport

- Get off from the bus at gate #6 and you will find a beautiful beach (entrance fee applies)
- You will enjoy the visit even in the winter by taking a relaxing walk on the sea shore

TIPS & INSIGHTS

- Be prepared for a huge crowd on weekends
- The beach also has a vibrant nightlife and outstanding seafood restaurants
- The Roma-Ostia-Lido "trenino" (little train) is part of Rome's metro system
- The whole journey requires only one ticket. So keep it right to the end

[MORE Info and Photos >](#)

THINGS TO DO THERE

- After getting off the train we recommend taking the 07 or 070 bus (litorale). This bus goes further down along the coast. Soon it starts stopping at so called "cancelli" (beach gates) numbered from 1 to 8



Do you like this guide?

Share your testimonial on

PROMPT GUIDES Facebook page.

[Click here>](#)

Photo credits

Cover page

Cover photo #1: Photo by [ChrisYunker](#)

Cover photo #2: Photo by [mharrsch](#)

Cover photo #3: Photo by [tomkellyphoto](#)

Map

<http://www.bing.com/maps>

Attraction details

Colosseum: Photo by [Dixon Dixon](#) • Arch of Constantine: Photo by [ricks06](#) • Roman Forum and Palatine Hill: Photo by [HarshLight](#) • Piazza Venezia: Photo by [ale3andro](#) • Vittorio Emanuele II Monument: Photo by [Paul Robert Lloyd](#) • Pantheon: Photo by [Mr G's Travels](#) • Trevi Fountain: Photo by [khoogheem](#) • Spanish Steps: Photo by [tomkellyphoto](#) • St. Peter's Basilica: Photo by [ChrisYunker](#) • Piazza di San Pietro: Photo by [ChrisYunker](#) • Vatican Museums: Photo by [Dave Hamster](#) • Castel Sant' Angelo: Photo by [asw909](#) • Piazza Navona: Photo by [indianadinos](#) • Campo dei Fiori: Photo by [Sally Anderson1](#) • Jewish Ghetto: Photo by [Rubbbens](#) • Piazza del Popolo: Photo by [antmoose](#) • Santa Maria del Popolo: Photo by [dawvon](#) • Villa Borghese: Photo by [MattP33](#) • Galleria Borghese: Photo by [peng-](#) • Tiber Island: Photo by [jimforest](#) • Trastevere Neighborhood: Photo by [nmatiny](#) • Basilica di Santa Maria in Trastevere: Photo by [wsifrancis](#) • Tivoli - Villa d'Este: Photo by [computerjoe](#) • Basilica di Santa Maria Maggiore: Photo by [fidelramos](#) • Capitoline Museums: Photo by [dvdbramhall](#) • Ostia Antica: Photo by [claud334](#) • Lido di Ostia: Photo by [SevenWafflz](#)



Like PromptGuides
on **Facebook** [Click here>](#)

facebook.com/promptguides

PROMPT GUIDES

PromptGuides.com (web)

twitter.com/PromptGuides (twitter)

PromptGuides.com/blog (blog)

facebook.PromptGuides.com (facebook)

flickr.com/photos/PromptGuides (flickr)